



HTA Austria
Austrian Institute for
Health Technology Assessment
GmbH

Covid-19



HSS/ Horizon Scanning
Living Document V06 September 2020
Part 1



HTA Austria
Austrian Institute for
Health Technology Assessment
GmbH

Covid-19

HSS/ Horizon Scanning
Living Document V06 September 2020
Part 1

Projektteam

Projektleitung: PD Dr. Claudia Wild

Projektbearbeitung

Updates: Mirjana Huic, MD, MSc, PhD

Projektbeteiligung

Kontroll- und Formatierarbeiten: Ozren Sehic, BA; Smiljana Blagojevic, Dipl.-Ing.

Korrespondenz: Claudia Wild, claudia.wild@aihta.at

Umschlagfoto: @Mike Fouque – stock.adobe.com

Dieser Bericht soll folgendermaßen zitiert werden/This report should be referenced as follows:

AIHTA Policy Brief Nr.: 002_V6 2020: Covid-19, HSS/ Horizon Scanning, Living Document September 2020, Wien: HTA Austria – Austrian Institute for Health Technology Assessment GmbH.

Interessenskonflikt

Alle beteiligten AutorInnen erklären, dass keine Interessenskonflikte im Sinne der Uniform Requirements of Manuscripts Statement of Medical Journal Editors (www.icmje.org) bestehen.

IMPRESSUM**Medieninhaber und Herausgeber:**

HTA Austria - Austrian Institute for Health Technology Assessment GmbH
Garnisongasse 7/Top20 | 1090 Wien – Österreich
www.aihta.ac.at

Für den Inhalt verantwortlich:

Priv.-Doz. Dr. phil. Claudia Wild, Geschäftsführung

Die **AIHTA Policy Briefs** erscheinen unregelmäßig und dienen der Veröffentlichung der Forschungsergebnisse des Austrian Institute for Health Technology Assessment.

Die **AIHTA Policy Briefs** erscheinen in geringer Auflage im Druck und werden über den Dokumentenserver „<https://eprints.aihta.at/view/types/policy=5Fbrief.html>“ der Öffentlichkeit zur Verfügung gestellt.

AIHTA Policy Brief Nr.: 002

ISSN 2710-3234

ISSN online 2710-3242

© 2020 AIHTA – Alle Rechte vorbehalten

Content

Content.....	3
1 Background: policy question and methods	6
1.1 Policy Question.....	6
1.2 Methodology.....	6
1.3 Selection of Products for “Vignettes”	9
2 Results: Vaccines.....	10
2.1 Moderna Therapeutics—US National Institute of Allergy.....	15
2.2 CanSino Biological Inc. and Beijing Institute of Biotechnology.....	16
2.3 Inovio Pharmaceuticals.....	17
2.4 Novavax.....	18
2.5 University of Queensland/GSK/Dynavax.....	19
2.6 CureVac.....	20
2.7 University of Oxford.....	21
2.8 BioNTech/Fosun Pharma/Pfizer.....	22
2.9 Sinovac Biotech Ltd.....	23
2.10 China National Pharmaceutical Group Corporation (SINOPHARM).....	24
2.11 New vaccines entered in clinical investigation in healthy volunteers	25
3 Results: Therapeutics	29
3.1 Remdesivir (Veklury).....	30
3.2 Lopinavir + Ritonavir (Kaletra®).....	44
3.3 Favipiravir (Avigan®).....	51
3.4 Darunavir.....	57
3.5 Chloroquine (Resochin®) and	61
3.6 Hydroxychloroquine (Plaquenil®).....	61
3.7 Camostat Mesilate (Foipan®).....	61
3.8 APN01/ Recombinant Human Angiotensin-converting Enzyme 2 (rhACE2).....	62
3.9 Tocilizumab (Roactemra®).....	62
3.10 Sarilumab (Kevzara®).....	65
3.11 Interferon beta 1a (SNG001) (Rebif®, Avonex®) and Interferon beta 1b (Betaferon®, Extavia®)	67
3.12 Convalescent plasma transfusion.....	69
3.13 Plasma derived medicinal products	77
3.14 Combination therapy – triple combination of interferon beta-1b, lopinavir–ritonavir and ribavirin vs. lopinavir–ritonavir or other triple combination of interferons.....	78
3.15 Solnatide.....	85
3.16 Umifenovir (Arbidol®).....	86
3.17 Dexamethasone and other corticosteroids.....	89
3.18 Anakinra (Kineret®).....	96
3.19 Colchicine.....	97
3.20 Nafamostat (Futhan©).....	100
3.21 Gimsilumab.....	101
3.22 Canakinumab.....	101
References	103

Content

Figures

Figure 1.2-1: A living mapping of ongoing randomized trials, living systematic reviews with pairwise meta-analyses and network meta-analyses.....	8
Figure 1.2-2: Global Coronavirus COVID-19 Clinical Trial Tracker - a real-time dashboard of clinical trials for COVID-19.....	9

Tables

Table 1.2-1: International Sources.....	7
Table 2-1: Most advanced vaccines in the R&D pipeline.....	11
Table 3-1: Most advanced therapeutics in the R&D pipeline.....	29
Table 3.1-1: Publications on clinical trials on product remdesivir.....	35
Table 3.1-2: Publications on clinical trials on product remdesivir continued.....	36
Table 3.1-3: Summary of findings table on remdesivir (2 RCTs: Wang, Beigel).....	38
Table 3.1-4: Publications on clinical trials on product remdesivir continued.....	41
Table 3.1-5: Publications on clinical trials on product remdesivir continued.....	43
Table 3.2-1: Publication on clinical trial on lopinavir plus ritonavir (Kaletra®).....	47
Table 3.2-2: Summary of findings table on lopinavir plus ritonavir (2 RCTs: Cao, Yueping).....	49
Table 3.3-1: Summary of findings table on favipiravir compared to baloxavir marboxil and lopinavir + ritonavir or darunavir/cobicistat + umifenovir + interferon-a (1 RCT: Lou 2020) [69] continued.....	54
Table 3.3 1: Summary of findings table on favipiravir compared to umifenovir (1 RCT: Chen).....	54
Table 3.4-1: Publication on clinical trial on Darunavir/cobicistat (Prezista®).....	58
Table 3.4-2: Summary of findings table on darunavir/cobicistat compared to standard care (1 RCT: Chen J).....	60
Table 3.9-2: Summary of findings table on tocilizumab compared to standard of care (1 RCT: Salvarani).....	65
Table 3.12-1: Publications on clinical trials on Convalescent plasma.....	75
Table 3.12-2: Summary of findings table on Convalescent plasma (2 RCTs: Li and Gharbharan).....	76
Table 3.14-1: Publications on clinical trials on triple combination of interferon beta-1b, lopinavir-ritonavir and ribavirin.....	80
Table 3.14-2: Summary of findings table on triple combination of interferon beta-1b, lopinavir-ritonavir and ribavirin (1 RCT: Hung).....	81
Table 3.14 2 continued: Summary of findings tables on Novaferon , Lopinavir/Ritonavir and Novaferon + Lopinavir/Ritonavir (1 RCT: Zheng 2020).....	83
Table 3.16-1: Summary of findings table, on umifenovir (1 RCT: Yueping).....	88
Table 3.17-1: Summary of findings table, on dexamethasone and other corticosteroids (6 RCTs: Horbey, Tomazini, Dequin, REMAP-CAP Investigators, Jeronimo, Corral).....	95
Table 3.19-1: Summary of findings table on colchicine compared to standard care (1 RCT: Deftereos).....	99

History of Changes	V06 September
September, 2020	Addition chapters on Nafamostat (chapter 3.20), Gimsilumab (chapter 3.21), and Canakinumab (chapter 3.22)
September, 2020	Update Methodology (1.2)
September, 2020	Update Vaccine (chapter 2)
September, 2020	Update Remdesivir (chapter 3.1)
September, 2020	Update Lopinavir + Ritonavir (chapter 3.2)
September, 2020	Update Favipiravir (chapter 3.3)
September, 2020	Update Darunavir (chapter 3.4)
September, 2020	Update Camostat Mesilate (chapter 3.7)
September, 2020	Update APN01/rhACE2 (chapter 3.8)
September, 2020	Update Tocilizumab (chapter 3.9)
September, 2020	Update Sarilumab (chapter 3.10)
September, 2020	Update Interferon beta (chapter 3.11)
September, 2020	Update Concalescent plasma (chapter 3.12)
September, 2020	Update Plasma derived medicinal products (chapter 3.13)
September, 2020	Update Combination therapy (chapter 3.14)
September, 2020	Update Solnatide (chapter 3.15)
September, 2020	Update Umifenovir (chapter 3.16)
September, 2020	Update Dexamethasone (chapter 3.17) Major changes
September, 2020	Update Anakinra (chapter 3.18)
September, 2020	Update Colchicine (chapter 3.19)

1 Background: policy question and methods

1.1 Policy Question

On March 30th 2020, a request was raised by the Austrian Ministry of Health (BMASGK), the Health Funds of the Regions and the Federation of Social Insurances to set up a Horizon Scanning system (HSS) for medicines and vaccines. The establishment of a HSS/ Horizon Scanning System for Covid-19 interventions has the intentions of

- a. informing health policy makers at an early stage which interventions (vaccinations and drugs) are currently undergoing clinical trials and
- b. monitoring them over the next few months in order to support evidence-based purchasing, if necessary.

1.2 Methodology

To respond to this request,

1. As a first step an inventory, based on international sources, is built.
2. As a second step, selective searches by means of searches in study registries are carried out for information on clinical studies in humans and the state of research.
3. This information forms the basis for "vignettes" (short descriptions) for those products that are already in an "advanced" stage.
4. Subsequently, the products are monitored with regard to the status of the clinical studies up to approval and finally evaluated for their benefit and harm.

All work steps are conducted in close international (European) cooperation.

- Version 1 (V1, April 2020): inventory + vignettes for most advanced
- Version 2+: monthly monitoring and updates

Ongoing trials are reported in V1, April 2020 - V3, June 2020 of this Document and in the living documents - EUnetHTA (Covid-19 Rolling Collaborative Reviews: <https://eunetha.eu/rcr01-rcrxx/>).

From V4 July, 2020 of this HSS/ Horizon Scanning Document, only completed, terminated, withdrawn and suspended interventional clinical trials from ClinicalTrials.gov and EUdraCT registers are reported.

From V5, August 2020 of this HSS/ Horizon Scanning Document only the best available evidence will be presented in.

**März 2020:
Österr. Politik empfiehlt
Aufbau von HSS
zu Covid-19**

**Information zu
* Status F&E
* Evidenz-basierter
Einkauf**

mehrstufige Methodik

**Bestandsaufnahme
selektive Suche
Vignetten
Monitoring**

**internationale/
europ. Zusammenarbeit**

**V1-V3: auch laufende
Studien - Verweis auf
EUnetHTA
V4: nur abgeschlossene
(oder beendete)
Interventionsstudien aus
2 Studienregistern
V5: nur mehr best
verfügbare Evidenz**

Table 1.2-1: International Sources

Primary sources	Link
WHO Drugs: Vaccines:	https://www.who.int/teams/blueprint/covid-19 https://www.who.int/blueprint/priority-diseases/key-action/Table_of_therapeutics_Appendix_17022020.pdf?ua=1 https://www.who.int/who-documents-detail/covid-19-candidate-treatments https://www.who.int/who-documents-detail/draft-landscape-of-covid-19-candidate-vaccines
Danish Medicine Agency Drugs: Vaccines:	https://laegemiddelstyrelsen.dk/da/nyheder/temaer/ny-coronavirus-covid-19/~/_/media/5B83D25935DF43A38FF823E24604AC36.ashx https://laegemiddelstyrelsen.dk/da/nyheder/temaer/ny-coronavirus-covid-19/~/_/media/3A4B7F16D0924DD8BD157BBE17BFED49.ashx
Pang et al. 2020 [1] Drugs: Vaccines:	https://www.mdpi.com/2077-0383/9/3/623 Table 5+6, Table 3+4
SPS HS-report (UK)	unpublished
Secondary sources	
VfA/ Verband Forschender Arzneimittelhersteller Drugs: Vaccines:	https://www.vfa.de/de/arzneimittel-forschung/woran-wir-forschen/therapeutische-medikamente-gegen-die-coronavirusinfektion-covid-19 https://www.vfa.de/de/arzneimittel-forschung/woran-wir-forschen/impfstoffe-zum-schutz-vor-coronavirus-2019-ncov
EMA/ European Medicines Agency Medicines:	https://www.ema.europa.eu/ https://www.ema.europa.eu/en/medicines/medicines-under-evaluation
FDA/US Food and Drug Administration	https://www.fda.gov/emergency-preparedness-and-response/counterterrorism-and-emerging-threats/coronavirus-disease-2019-covid-19
Trial Registries	
US National Library of Medicine European Union Drug Regulating Authorities Clinical Trials Database WHO International Clinical Trials Registry Platform TrialsTracker	https://clinicaltrials.gov/ https://eudract.ema.europa.eu/ https://www.who.int/ictrp/en/ http://Covid-19.trialstracker.net/
Up-to-date information on clinical trials and literature searching resources relating to COVID-19	
Cochrane COVID-19 Study Register 21/04.20	https://covid-19.cochrane.org/
Living mapping of research and a living systematic review	https://covid-nma.com/ https://covid-nma.com/dataviz/
Dynamic meta-analysis of evidences about drug efficacy and safety for COVID19 - meta/Evidence – COVID-19	http://metaevidence.org/COVID19.aspx
CORDITE (CORona Drug InTERactions database)	https://cordite.mathematik.uni-marburg.de/#/
Living listing of interventional clinical trials in Covid-19/2019-nCoV produced by the Anticancer Fund	http://www.redo-project.org/covid19db/ ; http://www.redo-project.org/covid19_db-summaries/
Global Coronavirus COVID-19 Clinical Trial Tracker	https://www.covid-trials.org/
LitCovid	https://www.ncbi.nlm.nih.gov/research/coronavirus/
UK NIHR Innovation Observatory NIHR COVID-19 Studies COVID-19 Therapeutics Dashboard COVID-19: a living systematic map of the evidence	https://www.nihr.ac.uk/covid-studies/ http://www.io.nihr.ac.uk/report/covid-19-therapeutics/ http://eppi.ioe.ac.uk/cms/Default.aspx?tabid=3765
WHO COVID-19 Database new search interface	https://www.who.int/emergencies/diseases/novel-coronavirus-2019/global-research-on-novel-coronavirus-2019-ncov
COVID-evidence Database	https://covid-evidence.org/database
Medical Library Association – COVID-19 Literature search strategies	https://www.mlanet.org/page/covid-19-literature-searching

Centre of Evidence Based Dermatology (CEBD) - Coronavirus Dermatology Online Resource	https://www.nottingham.ac.uk/research/groups/cebd/resources/Coronavirus-resource/Coronavirushom
Ovid Expert Searches for COVID-19	http://tools.ovid.com/coronavirus/
EBSCO Covid-19 Portal Literature searching section of portal Information portal	https://covid-19.ebscomedical.com/research https://covid-19.ebscomedical.com/
NIH COVID-19 Treatment Guidelines. 2020.	https://covid19treatmentguidelines.nih.gov/introduction/
Tertiary sources	
NIPHNO	https://www.fhi.no/en/gk/systematic-reviews-hta/map/
INAHTA	http://www.inahta.org/covid-19-inahta-response/
EUnethTA Covid-19 Rolling Collaborative Reviews (RCR)	https://eunethta.eu/rcr01-rcrxx/

Several organisations and international teams of researchers are providing up-to-date information through living listing of interventional clinical trials in Covid-19/2019-nCoV and literature resources (Table 1.2 -1) [2-4] [2]. A short description of two of such databases is presented below.

“lebende” Dokumente mit up-to-date Informationen

Boutron et al., 2020 [3] are performing a living mapping of ongoing randomized trials, followed by living systematic reviews with pairwise meta-analyses and when possible, network meta-analyses focusing on two main questions: the effectiveness of preventive interventions for COVID-19 and the effectiveness of treatment interventions for COVID-19 (Figure 1.2-1).

Kartierung von aufenden RCTs

Figure 1.2-1: A living mapping of ongoing randomized trials, living systematic reviews with pairwise meta-analyses and network meta-analyses

COVID-19 NMA

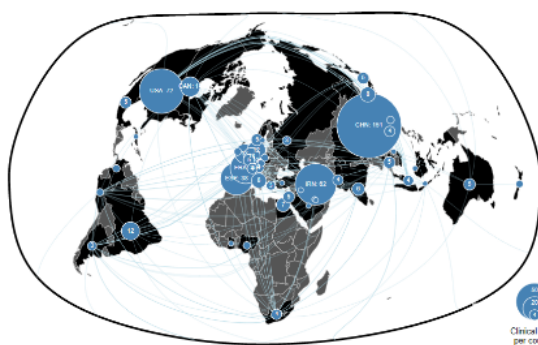
a living mapping of ongoing research.

▼ As of April 24, 2020...

the Covid-19 - living NMA initiative collected a number of 506 studies of treatments from the ICTRP. 278 of these trials are recruiting patients. Most of the studies are being conducted in Asia (264 trials) with the majority from China (151 trials). Other countries in Europe (160 trials) and North America (92 trials) are rapidly setting up new trials with the majority being conducted in multiple centers (194 trials).

Search
Ex: Interleukin, interferon, Spain, Assistance Publique, L1ICTR2020...

▼ Map



▼ HELP

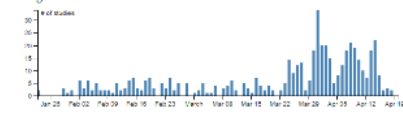
- Make your browser window as wide as possible for a 2-column display.
- Click on the map or any of the graphs to create filters on the data.
- All the filters are applied jointly, refining your selection.
- To select a Registration date, click and drag to create a range.
- At any moment you can click Reset All below to remove the filters.
- Click on the black arrows to open or close any section.
- For any questions or remarks, please contact us.

All trials selected (506) | Reset All

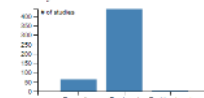
▼ Recruitment status

- Recruiting (278)
- Not recruiting (219)
- Completed (9)


▼ Registration date



▼ Study aim



▼ Disease severity



Thorlund et al., 2020 [4] developed a COVID-19 clinical trials registry to collate all trials related to COVID-19: Global Coronavirus COVID-19 Clinical Trial Tracker. Data is pulled from the International Clinical Trials Registry Platform, including those from the Chinese Clinical Trial Registry, ClinicalTrials.gov, Clinical Research Information Service - Republic of Korea, EU Clinical Trials Register, ISRCTN, Iranian Registry of Clinical Trials, Japan Primary Registries Network, and German Clinical Trials Register (Figure 1.2-2). They also use content aggregator services, such as LitCovid, to ensure that their data acquisition strategy is complete [5].

**COVID-19:
Clinical Trial Tracker**

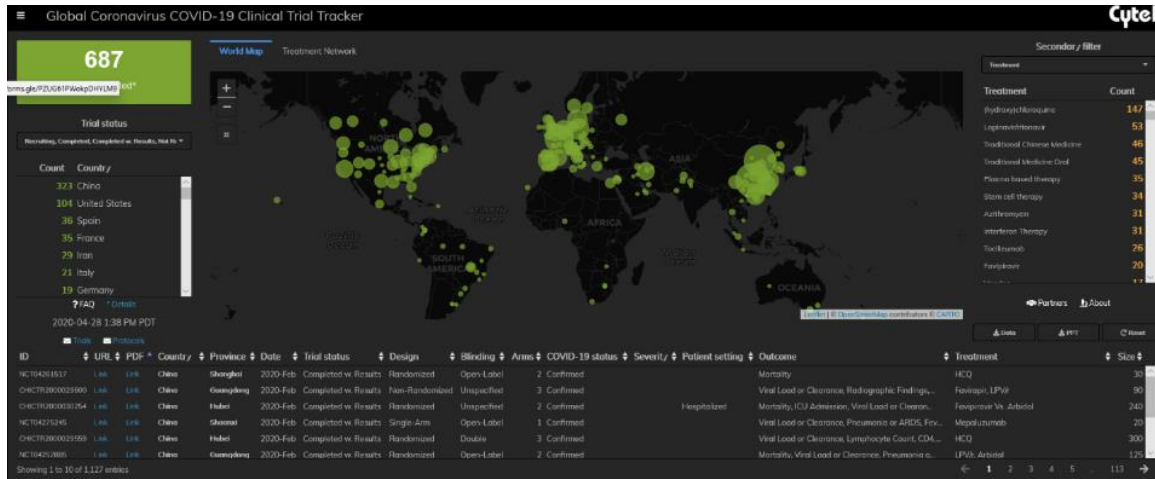


Figure 1.2-2: Global Coronavirus COVID-19 Clinical Trial Tracker - a real-time dashboard of clinical trials for COVID-19

1.3 Selection of Products for “Vignettes”

The following products have been selected for further investigation (searches in registry databases and description as “vignettes”) for the following reasons:

- most advanced in clinical research in humans
- most often discussed in clinical journals as potential candidates

The full inventory (list) can be found in Part 2 - Appendix A-1: vaccines, A-2, therapeutics, A3-EudraCT registry studies.

**Vignetten zu Produkte, in
"fortgeschrittenen"
Stadien oder
häufig diskutiert/
publiziert**

2 Results: Vaccines

As of September 09, 2020 six scientific articles were published with results related to early phases vaccine trials (phase 1, 1/2 or phase 2):

1. a preliminary report with the results from the phase 1 study (NCT04283461) on Moderna Therapeutics vaccine [6];
2. the results from the phase 1, dose-escalation, open-label, non-randomised, first-in-human trial for adenovirus type-5 vectored COVID-19 vaccine (ChiCTR2000030906/NCT04313127) [7],
3. as well as phase 2, randomised controlled trials (ChiCTR2000031781/NCT04398147) on CanSino Biological vaccine [8];
4. the results from the phase 1/2 RCT (NCT04368988) on Novavax vaccine [9];
5. a preliminary report with the results from phase 1/2 single-blind, RCT (ISRCTN 15281137/NCT04324606/EudraCT 2020-001072-15) on Oxford/Astra Zeneca [10];
6. results from two open, non-randomised phase 1/2 studies at two hospitals in Russia (NCT04436471 and NCT04437875) on Gemaleya vaccine [11].

6 Publikationen zu Phase 1, 1/2 oder Phase 2 Impfstudien

Due to an acceptable safety profile and induction of both humoral and cellular immune responses in participants, largescale evaluation of this candidate vaccines is ongoing in phase 3 programme.

As of September 09, 2020 effectiveness and safety of eight coronavirus vaccines are investigated in the final phase 3, randomised controlled trials:

1. Moderna Therapeutics (RNA LNP-encapsulated mRNA vaccine encoding S protein);
2. CanSino Biological (Non-Replicating Viral Vector adenovirus Type 5 Vector vaccine that expresses S protein);
3. University of Oxford/AstraZeneca (Non-Replicating Viral Vector ChAdOx1 (AZD1222) vaccine);
4. BioNTech/Fosun Pharma/Pfizer (RNA 3 LNP-mRNAs vaccine);
5. Sinovac Biotech (inactivated vaccine);
6. Sinopharm (inactivated vaccine);
7. Gemaleya Research Institute (Non-Replicating Viral Vector Adeno-based - rAd5, rAd26) vaccine; and
8. Janssen Pharmaceuticals (Non-Replicating Viral Vector Ad26COVS1 vaccine).

**Sept 2020:
8 Phase 3 RCTs laufen zu folgenden Produkten**

**Moderna
CanSino
Oxford/ AstraZeneca
BioNTech
Sinovac
Sinopharm
Gemaleya
Janssen Pharmaceuticals**

Because AstraZeneca reports suspected serious adverse event in a person who received the Oxford vaccine in the United Kingdom in September 2020, enrolment in global trials of this coronavirus-vaccine candidate are currently on hold. AstraZeneca voluntarily paused vaccination to allow review of safety data by an independent committee [12].

1 schwerwiegende Nebenwirkung bei AstraZeneca momentane Pausierung der Studie

Table 2-1: Most advanced vaccines in the R&D pipeline (Phase 1 - Phase 3 clinical trials)

Company/Institution/Registry number	Technology		Stage/Sponsor	Source
	Platform	Type of candidate vaccine		
Moderna Therapeutics—US National Institute of Allergy of Allergy NCT04283461 NCT04405076 NCT04470427	RNA	LNP-encapsulated mRNA vaccine encoding S protein	Phase 1 Phase 2 Phase 3 National Institute of Allergy and Infectious Diseases (NIAID)	[13-17]
CanSino Biological Inc. and Beijing Institute of Biotechnology ChiCTR2000030906/ NCT04313127	Non-Replicating Viral Vector	adenovirus Type 5 Vector that expresses S protein	Phase 1 CanSino Biologics Inc.	[13-18]
ChiCTR2000031781/ NCT04398147 NCT04526990 NCT04540419			Phase 2 Jiangsu Provincial Center for Disease Control and Prevention/ Institute of Biotechnology, Academy of Military Medical Sciences, PLA of China/ CanSino Biologics Inc. Phase 3	[13-15, 17, 18]
Inovio Pharmaceuticals NCT04336410 NCT04447781	DNA	DNA plasmid vaccine encoding S protein delivered by electroporation	Phase 1 Phase 1/2a Inovio Pharmaceuticals	[13-17]
Novavax NCT04368988 NCT04533399	Protein Subunit	VLP-recombinant protein nanoparticle vaccine + Matrix M	Phase 1/2 Novavax Phase 2b	[13-16]
University of Queensland/GSK/Dynavax ACTRN12620000674932/NCT04495933	Protein Subunit	Molecular clamp stabilized Spike protein with MF59 adjuvant	Phase 1 The University of Queensland/Syneos Health, CEPI	[1, 2]
CureVac NCT04449276 NCT04515147	RNA	mRNA	Phase 1 CureVac Phase 2	[1, 2] [8,9]
University of Oxford/AstraZeneca ISRCTN 15281137/NCT04324606/ EudraCT 2020-001072-15 NCT04400838/EUdraCT 2020-001228-32	Non-Replicating Viral Vector	ChAdOx1 (AZD1222)	Phase 1/2 Phase 2b/3 Phase 3 University of Oxford/AstraZeneca	[13-16] [17, 19]

Results: Vaccines

ISRCTN89951424, NCT04516746				
BioNTech/Fosun Pharma/Pfizer ChiCTR2000034825 EudraCT 2020-001038-36/ NCT04380701 NCT04368728/EudraCT 2020-002641-42	RNA	3 LNP-mRNAs	Phase 1 Phase 1/2 Phase 2/3 BioNTech SE	[13-16] [17, 19]
Shenzhen Geno-Immune Medical Institute NCT04299724	Synthetic mini-gene-based product	Pathogen-specific aAPC	Phase 1	[16]
NCT04276896		LV-SMENP-DC	Phase 1/2 Shenzhen Geno-Immune Medical Institute	[16]
Institute of Biotechnology, Academy of Military Medical Sciences, PLA of China NCT04341389	Non-Replicating Viral Vector	adenovirus Type 5 Vector that expresses S protein	Phase 2 Institute of Biotechnology, Academy of Military Medical Sciences, PLA of China	[13-16]
Symvivo Corporation NCT04334980	DNA bacTRL platform	bacTRL-Spike	Phase 1 Symvivo Corporation	[13-16]
Sinovac Biotech NCT04352608 NCT04383574 NCT04456595	Inactivated	inactivated + alum	Phase 1/2 Phase 3 Sinovac Research and Development Co, Ltd.	[13-17]
Wuhan Institute of Biological Products/Sinopharm ChiCTR2000031809	Inactivated	Vero cells derived (cell culture-derived inactivated vaccines)	Phase 1/2 Wuhan Institute of Biological Products/Sinopharm	[13-15, 17, 18]
Beijing Institute of Biological Products/Wuhan Institute of Biological Products/Sinopharm ChiCTR2000032459 ChiCTR2000034780/NCT04510207			Phase 1/2 Phase 3 China National Biotec Group Company Limited	[17]
Institute of Medical Biology, Chinese Academy of Medical Sciences NCT04412538 NCT04470609	Inactivated	Inactivated	Phase 1 Phase 1/2 Institute of Medical Biology, Chinese Academy of Medical Sciences	[17] [13]
Clover Biopharmaceuticals AUS Pty Ltd NCT04405908	Trimer-Tag® vaccine technology platform	spike proteins of the COVID-19 virus in a native trimeric form	Phase 1 Clover Biopharmaceuticals AUS Pty Ltd	[13]

Results: Vaccines

		S-Trimer vaccine - a trimeric SARS-CoV-2 spike (S)-protein subunit		
Aivita Biomedical, Inc. NCT04386252	Dendritic cell	Dendritic cell vaccine (autologous dendritic cells loaded with antigens from SARS-CoV-2, with or without GM-CFS)	Phase 1b/2 Aivita Biomedical, Inc.	[13]
Cadila Healthcare Limited CTRI/2020/07/026352	DNA	DNA plasmid vaccine	Phase 1/2 Cadila Healthcare Limited	[16]
Genexine Consortium NCT04445389	DNA	DNA Vaccine (GX-19)	Phase 1/2 Genexine Consortium	[16]
Osaka University/ AnGes/ Takara Bio JapicCTI-205328/ NCT04463472 NCT04527081	DNA	DNA plasmid vaccine + Adjuvant	Phase 1/2 Osaka University/ AnGes/ Takara Bio	[16]
Gamaleya Research Institute NCT04436471 - Completed NCT04437875 – Completed NCT04530396	NonReplicating Viral Vector	Adeno-based (rAd5, rAd26)	Phase 1/2 Gamaleya Research Institute Phase 3	[16]
Anhui Zhifei Longcom Biopharmaceutical/ Institute of Microbiology, Chinese Academy of Sciences NCT04445194 NCT04466085	Protein Subunit	Adjuvanted recombinant protein (RBDDimer)	Phase 1 Phase 2 Anhui Zhifei Longcom Biopharmaceutical/ Institute of Microbiology, Chinese Academy of Sciences	[16]
Vaxine Pty Ltd/Medytox NCT04453852	Protein Subunit	Recombinant spike protein with Advax™ adjuvant	Phase 1 Vaxine Pty Ltd	[16]
Imperial College London ISRCTN17072692	RNA	LNP-nCoVsaRNA	Phase 1 Imperial College London	[16]
People's Liberation Army (PLA) Academy of Military Sciences/Walvax Biotech ChiCTR2000034112	RNA	mRNA	Phase 1 People's Liberation Army (PLA) Academy of Military Sciences/Walvax Biotech	[16]
Medicago Inc./ Université Laval NCT04450004	VLP	Plant-derived VLP adjuvanted with GSK or Dynavax adjs.	Phase 1 Medicago Inc.	[16]
Bharat Biotech NCT044571519	Inactivated	Whole-Virion Inactivated	Phase 1/2 Bharat Biotech	[16, 17]
Janssen Pharmaceutical Companies NCT04436276 NCT04505722	NonReplicating Viral Vector	Ad26COVS1	Phase 1/2 Janssen Pharmaceutical Companies Phase 3	[16, 17]
Kentucky Bioprocessing, Inc NCT04473690	Protein Subunit	RBD-based	Phase 1/2 Kentucky Bioprocessing, Inc	[16, 17]

Results: Vaccines

Arcturus/Duke-NUS NCT04480957	RNA	mRNA	Phase 1/2 Arcturus/Duke-NUS	[16, 17]
Institute Pasteur/Themis/Univ. of Pittsburg CVR/Merck Sharp & Dohme NCT04497298	Replicating Viral Vector	Measles-vector based	Phase 1 Institute Pasteur/Themis/Univ. of Pittsburg CVR/Merck Sharp & Dohme	[16, 17]
Medigen Vaccine Biologics Corporation/NIAID/Dynavax NCT04487210	Protein Subunit	S-2P protein + CpG 1018	Phase 1 Medigen Vaccine Biologics Corporation/NIAID/Dynavax	[16, 17]
Research Institute for Biological Safety Problems, Rep of Kazakhstan NCT04530357	Inactivated	Inactivated	Phase 1/2 Research Institute for Biological Safety Problems	[17] [16]
ReiThera/LEUKOCARE/Univercells NCT04528641	Non-Replicating Viral Vector	Replication defective Simian Adenovirus (GRAd) encoding S	Phase 1 ReiThera	[17] [16]
Instituto Finlay de Vacunas, Cuba IFV/COR/04	Protein Subunit	RBD + Adjuvant	Phase 1 Instituto Finlay de Vacunas	[17]
West China Hospital, Sichuan University ChiCTR2000037518	Protein Subunit	RBD (baculovirus production expressed in Sf9 cells)	Phase 1 West China Hospital, Sichuan University	[17]
Beijing Wantai Biological Pharmacy/ Xiamen University ChiCTR2000037782	Replicating Viral Vector	Intranasal flu-based-RBD	Phase 1 Beijing Wantai Biological Pharmacy/ Xiamen University	[17]
Sanofi Pasteur/GSK NCT04537208	Protein Subunit	S protein (baculovirus production)	Phase 1/2 Sanofi Pasteur	[17] [16]
Federal Budgetary Research Institution State Research Center of Virology and Biotechnology "Vector" NCT04527575	Protein Subunit	Peptide	Phase 1 Federal Budgetary Research Institution State Research Center of Virology and Biotechnology "Vector"	[17] [16]

2.1 Moderna Therapeutics—US National Institute of Allergy

About the vaccine

The **mRNA-1273** vaccine candidate developed by ModernaTX, Inc. in collaboration with NIAID and sponsored by NIAID/CEPI is an LNP-encapsulated mRNA-based vaccine (mRNA-1273) intended for prevention through full-length, perfusion stabilized spike (S) protein of SARS-CoV-2 that is the key into the human cell [20]. An mRNA-based virus has not been approved for use in humans yet [21].

Estimated timeline for approval

Currently, this is the first ongoing **phase 1** trial with 45 healthy participants (NCT04283461). It takes place in three centres in the US where the participants are split to 3 groups where they receive two injections of low (25 mcg), medium (100 mcg) or high doses (250 mcg) of mRNA-1273 and are monitored for any AEs and immune response [22]. Safety reviews are in place before dose escalation [22]. The primary endpoint of the study is frequency and grade of adverse reactions at 7/28/394 days post injection [20]. The secondary endpoints measure the level of antibodies at 57 days post injection. The Phase I safety study should be completed by June 2021.

A **phase 2a**, randomized, observer-blind, placebo controlled, dose-confirmation study to evaluate the safety, reactogenicity, and immunogenicity of mRNA-1273 vaccine in adults aged 18 years and older (NCT04405076) is underway. This Phase 2 study should be completed by August 2021.

Moderna finalized the **phase 3** study protocol based on feedback from the U.S. Food and Drug Administration (FDA); the trial is currently ongoing (NCT04470427). The randomized, 1:1 placebo-controlled trial is expected to include approximately 30,000 participants enrolled in the U.S. It is expected to be conducted in collaboration with the National Institute of Allergy and Infectious Diseases (NIAID), part of the National Institutes of Health (NIH). The 100 µg dose level was chosen as the optimal dose level to maximize the immune response while minimizing adverse reactions, based on the results of the Phase 1 study, <https://investors.modernatx.com/news-releases/news-release-details/moderna-advances-late-stage-development-its-vaccine-mrna-1273>. As NIAID established a new clinical trials network - The COVID-19 Prevention Trials Network (COVPN), that aims to enroll thousands of volunteers in large-scale clinical trials testing a variety of investigational vaccines and monoclonal antibodies intended to protect people from COVID-19, the first Phase 3 clinical trial that the COVPN is expected to conduct with the investigational mRNA-1273 vaccine, developed by NIAID scientists and their collaborators at Moderna, Inc., based in Cambridge, Massachusetts, <https://www.nih.gov/news-events/news-releases/nih-launches-clinical-trials-network-test-covid-19-vaccines-other-prevention-tools>.

As of August 17, 2020 a preliminary report with the results from the above mentioned phase 1 study was published [6]. After the first vaccination, antibody responses were higher with higher dose (day 29 enzyme-linked immunosorbent assay anti-S-2P antibody geometric mean titer [GMT], 40,227 in the 25-µg group, 109,209 in the 100-µg group, and 213,526 in the

**mRNA-1273
collab mit NIAID/CEPI**

**Phase 1:
45 gesunde Erwachsene
Juni 2021**

**Phase 2a:
wird derzeit aufgesetzt
bis August 2021**

**Phase 3 Studienprotokoll
veröffentlicht**

**RCT mit ca 30.000
Teilnehmer*innen**

**Zusammenarbeit mit
NIAID (NIH)**

**vorläufige Publikation der
Phase 1 Studie**

**nach 2 Teilimpfungen:
Antikörper bei 100% der
Teilnehmer*innen**

250-µg group). After the second vaccination, the titers increased (day 57 GMT, 299,751, 782,719, and 1,192,154, respectively).

After the second vaccination, serum neutralizing activity was detected by two methods in all participants evaluated, with values generally similar to those in the upper half of the distribution of a panel of control convalescent serum specimens. Solicited adverse events that occurred in more than half the participants included fatigue, chills, headache, myalgia, and pain at the injection site. Systemic adverse events were more common after the second vaccination, particularly with the highest dose, and three participants (21%) in the 250-µg dose group reported one or more severe adverse events. Authors concluded that the mRNA-1273 vaccine induced anti-SARS-CoV-2 immune responses in all participants, and no trial-limiting safety concerns were identified.

höhere Dosis, höhere Titer

2.2 CanSino Biological Inc. and Beijing Institute of Biotechnology

About the vaccine

The **AD5-nCoV** vaccine candidate developed by CanSino Biologics Inc. and the Beijing Institute of Biotechnology is a replication-defective adenovirus type 5 that expresses SARS-CoV-2 spike proteins. The vectored vaccine is intended to prevent the disease caused by the novel coronavirus [23-25]. The platform (non-replicating viral vector) of AD5-nCoV was originally used for an Ebola vaccine (AD5-EBOV) [25, 26].

AD5-nCoV

Estimated timeline for approval

The first clinical, **phase 1** trial (ChiCTR2000030906/NCT04313127) with 108 healthy adults is a single-centre dose-escalation study to test both the safety and tolerability of AD5-nCoV injections in three intervention groups using different dosages (low, medium and high). The primary endpoint of the trial is adverse reactions up to seven days post-vaccination. Further twelve secondary safety and immunogenetic endpoints are additionally measured. Data collection for the primary outcome is anticipated to finish in December 2020. The study is estimated to be completed in December 2022 [27]. New RCT, **phase 2**, started also (ChiCTR2000031781/NCT04398147). This randomised, double-blinded, placebo-controlled, parallel, three groups trial aims to evaluate safety and immunogenicity for recombinant novel coronavirus disease vaccine (adenovirus vector) in healthy adults aged above 18 years. Two intervention groups are using middle or low dose of novel vaccine, and the third group is using placebo. The primary endpoints of the trial are adverse reactions 0-14 days post vaccination; anti-S antibody IgG titer on day 28 post vaccination and anti-SARS-CoV-2 neutralizing antibody titer on day 28 post vaccination. Six further safety-related and immunogenetic are registered as secondary endpoints [17, 18]. This RCT will be conducted from 2020-04-12 to 2021-01-31.

Phase 1:
108 gesunde Erwachsene
Dezember 2020

Phase 2:
Jänner 2021

As of 12 June, 2020 the results from above mentioned dose-escalation, open-label, non-randomised, first-in-human trial for adenovirus type-5 vectored COVID-19 vaccine were published (ChiCTR2000030906/NCT04313127) [7]. 108 participants (51% male, 49% female; mean age 36.3 years) were recruited and received the low dose (n=36), middle dose (n=36), or high dose (n=36) of the vaccine (all were included in the analysis). At least one adverse reaction within the first 7 days after the vaccination was reported in 30 (83%) participants in the low dose group, 30 (83%) participants in the middle dose group, and 27 (75%) participants in the high dose group. The most common injection site adverse reaction was pain, which was reported in 58 (54%) vaccine recipients, and the most commonly reported systematic adverse reactions were fever (50 [46%]), fatigue (47 [44%]), headache (42 [39%]), and muscle pain (18 [17%]). Most adverse reactions that were reported in all dose groups were mild or moderate in severity. No serious adverse event was noted within 28 days post-vaccination. ELISA antibodies and neutralising antibodies increased significantly at day 14, and peaked 28 days post-vaccination. Specific T-cell response peaked at day 14 post-vaccination.

As of 17 August, 2020 the results from the above mentioned phase 2 RCT were published [8]. 508 eligible participants (50% male; mean age 39.7 years, SD 12.5) consented to participate in the trial and were randomly assigned to receive the vaccine (1×10^{11} viral particles n=253; 5×10^{10} viral particles n=129) or placebo (n=126). In the 1×10^{11} and 5×10^{10} viral particles dose groups, the RBD-specific ELISA antibodies peaked at 656.5 (95% CI 575.2–749.2) and 571.0 (467.6–697.3), with seroconversion rates at 96% (95% CI 93–98) and 97% (92–99), respectively, at day 28. Both doses of the vaccine induced significant neutralising antibody responses to live SARS-CoV-2, with GMTs of 19.5 (95% CI 16.8–22.7) and 18.3 (14.4–23.3) in participants receiving 1×10^{11} and 5×10^{10} viral particles, respectively. Specific interferon γ enzyme-linked immunospot assay responses post vaccination were observed in 227 (90%, 95% CI 85–93) of 253 and 113 (88%, 81–92) of 129 participants in the 1×10^{11} and 5×10^{10} viral particles dose groups, respectively. Solicited adverse reactions were reported by 183 (72%) of 253 and 96 (74%) of 129 participants in the 1×10^{11} and 5×10^{10} viral particles dose groups, respectively. Severe adverse reactions were reported by 24 (9%) participants in the 1×10^{11} viral particles dose group and one (1%) participant in the 5×10^{10} viral particles dose group. No serious adverse reactions were documented. Authors concluded that the Ad5-vectored COVID-19 vaccine at 5×10^{10} viral particles is safe, and induced significant immune responses in the majority of recipients after a single immunisation.

Two new **phase 3** RCTs are registered: a global multicenter, randomized, double-blind, placebo-controlled, adaptive designed clinical trial, to evaluate the efficacy, safety and immunogenicity of Recombinant Novel Coronavirus Vaccine (Adenovirus Type 5 Vector) in adults 18 years old and above, planned to enrol 40,000 participants in Pakistan (NCT04526990), and on 500 participants in Russian federation (NCT04540419). Estimated completion dates are December, 2021 and July, 2021, respectively [16].

1 veröffentlichte klinische Studie:

108 Studienteilnehmer*innen erhalten unterschiedliche Dosierungen

Publikation der Phase 2 Studie (RCT)

508 Teilnehmer*innen

96%/ 97% Serokonversionsrate bei 2 unterschiedlichen Dosierungen

2 neue Phase 3 RCTs registriert: 40.000 in Pakistan 500 Russland

bis 2021

2.3 Inovio Pharmaceuticals

About the vaccine

The **INO-4800** vaccine candidate developed by Inovio Pharmaceuticals Inc. is a DNA plasmid vaccine based on a DNA platform. The DNA is hereby synthesised in a laboratory, hence, no actual virus samples are required [26, 28]. The company's DNA platform was previously utilised for a MERS-CoV vaccine (INO-4700) tested in a phase I trial [29].

INO-4800

Estimated timeline for approval

According to press releases from the manufacturer [29, 30], and ClinicalTrials.gov register, human testing (a **phase 1** clinical trial) started in April 2020. The results are aimed to be presented and published thereafter (April 2021). The phase 1, non-randomized, open-label, sequential assignment clinical trial (NCT04336410) in 40 healthy adult volunteers aims to evaluate the safety, tolerability and immunological profile of INO-4800 administered by intradermal (ID) injection followed by electroporation (EP) using CELLECTRA® 2000 device. The primary endpoints of the trial are as following: percentage of participants with adverse events (AEs); percentage of participants with administration (injection) site reactions; percentage of participants with adverse events of special interest (AESIs); change from baseline in Antigen-Specific Binding Antibody Titers; change from baseline in Antigen-Specific Interferon-Gamma (IFN- γ) Cellular Immune Response. Secondary endpoints are not provided [13-17]. This RCT will be conducted from April 2020 to April 2021. Estimated Primary Completion Date is April 2021.

Phase 1:
40 gesunde Erwachsene

April 2021

Phase 1/2 trial (NCT04447781) aims to evaluate the safety, tolerability and immunological profile of INO-4800 administered by intradermal (ID) injection followed by electroporation (EP) using the CELLECTRA® 2000 device in 160 healthy adults aged 19 to 64 years in Republic of Korea. INO-4800 contains the plasmid pGX9501, which encodes for the full length of the Spike glycoprotein of SARS-CoV-2 [16].

Phase 1/2:
160 gesunde Erwachsene
in Korea

To date, no completed studies in humans are available for the INO-4800 vaccine candidate.

keine veröffentlichten
klinischen Studien

2.4 Novavax

About the vaccine

The Novavax COVID-19 vaccine being developed by Novavax and co-sponsored by CEPI [31] is a recombinant protein nanoparticle technology platform that is to generate antigens derived from the coronavirus spike (S) protein [32]. Novavax also expects to utilize its proprietary Matrix-M™ adjuvant in order to enhance immune responses. Matrix-M™ is Novavax patented saponin-based adjuvant that has the potential to boost the immune system by stimulating the entry of antigen-presenting cells into the injection site and enhancing antigen presentation in local lymph nodes, boosting immune responses [33, 34].

CEPI
Matrix-M™

Estimated timeline for approval

Novavax has been assessing recombinant nanoparticle vaccine candidates in animal models and they initiated Phase 1 clinical trial in May/June 2020 [31]. Novavax has previous experience with both MERS and SARS [33]. The **phase 1/2**, randomized, placebo-controlled, triple-blind, parallel assignment clinical trial (NCT04368988) in 131 healthy adults aims to evaluate the immunogenicity and safety of SARS-CoV-2 rS nanoparticle vaccine with or without Matrix-M adjuvant in healthy participants ≥ 18 to 59 years of age. The study will be conducted in 2 parts. In Part 1, at least 1 and up to two SARS-CoV-2 rS constructs will be evaluated in up to 2 cohorts, which may be enrolled in parallel. An interim analysis of Part 1 safety and immunogenicity data will be performed prior to an optional expansion to Part 2. The primary endpoints of the trial are as following: subjects with solicited AEs - Phase 1; safety Laboratory Values (serum chemistry, hematology) - Phase 1 and serum IgG antibody levels specific for the SARS-CoV-2 rS protein antigen(s) - Phase 1. Secondary endpoints are not provided [13-16]. This RCT will be conducted from May 15, 2020 to July 31, 2021. Estimated Primary Completion Date is December 31, 2020.

A phase 2b RCT trial (NCT04533399) started also, to evaluate the effectiveness and safety in South Africans adults; 2904 participants are planned to enrolled, with estimated primary completion date in November 2021 [16].

To date, one completed study in humans is available for Novavax COVID-19 vaccine (NCT04368988). This was a randomized, placebo-controlled, phase 1–2 trial to evaluate the safety and immunogenicity of the rSARS-CoV-2 vaccine (in 5- μ g and 25- μ g doses, with or without Matrix-M1 adjuvant, and with observers unaware of trial-group assignments) in 131 healthy adults. In phase 1, vaccination comprised two intramuscular injections, 21 days apart. After randomization, 83 participants were assigned to receive the vaccine with adjuvant and 25 without adjuvant, and 23 participants were assigned to receive placebo. No serious adverse events were noted. Reactogenicity was absent or mild in the majority of participants, more common with adjuvant, and of short duration (mean, ≤ 2 days). One participant had mild fever that lasted 1 day. Unsolicited adverse events were mild in most participants; there were no severe adverse events. The addition of adjuvant resulted in enhanced immune responses, was antigen dose-sparing, and induced a T helper 1 (Th1) response. The two-dose 5- μ g adjuvanted regimen induced geometric mean anti-spike IgG (63,160 ELISA units) and neutralization (3906) responses that exceeded geometric mean responses in convalescent serum from mostly symptomatic Covid-19 patients (8344 and 983, respectively). Authors concluded that at 35 days, NVX-CoV2373 appeared to be safe, and it elicited immune responses that exceeded levels in Covid-19 convalescent serum. The Matrix-M1 adjuvant induced CD4+ T-cell responses that were biased toward a Th1 phenotype [9].

Phase 1:
131 gesunde Erwachsene

Juli 2021

Phase 2b RCT
2.904 Südafrika
bis 2021

Publikation der Phase 1/2

keine schwerwiegenden
NW beobachtet

2.5 University of Queensland/GSK/Dynavax

About the vaccine

DynaVax & GSK

Together with DynaVax and GlaxoSmithKline (GSK)¹, The University of Queensland currently investigates on a potential vaccine using molecular clamp stabilized Spike proteins [21, 26]. The so called ‘molecular clamp’ technology is hereby utilised: the intended prevention is through synthesising surface proteins and „clamping” them into shape. In so doing, the immune system may induce a response, by recognising them as the correct antigen on the surface of the virus, more easily [35].

Initially, this technology was designed to be a platform for generating vaccines against different viruses such as influenza, Ebola, and the MERS coronavirus [36].

Estimated timeline for approval

Phase 1 randomised, double blind, placebo-controlled, dosage-escalation trial has started on July 13, 2020 (ACTRN12620000674932/NCT04495933) with aim to evaluate the safety and immunogenicity of an adjuvanted SARS-CoV-2 sclamp protein subunit vaccine in healthy adults. The estimated study completion date is September 2021 [9].

To date, no completed studies in humans are available for the candidate vaccine.

**Beginn klinische Studie:
September 2021**

**keine veröffentlichten
klinischen Studien**

2.6 CureVac

About the vaccine

The vaccine candidates developed by CureVac are a protamine-complexed mRNA-based vaccine expressing undisclosed SARS-CoV-2 protein(s) [21]. Each CureVac product is a tailored molecular creation that contains 5’ and 3’ untranslated regions and the open reading frame to make sure translation of the messenger RNA (mRNA) sequence results in appropriate levels of proteins in the body [37]. This means that CureVac’s technology uses mRNA as a data carrier in order to train the human body to produce ideal levels of proteins. Thereby the immune system is stimulated and can respond to antigens [38].

mRNA

Recently, CureVac reported on results from an interim analysis of a Phase 1 study on a novel prophylactic mRNA based rabies vaccine, which showed that humans were fully protected after two doses of 1µg mRNA vaccine [39]. The same concept and technology that was applied in the development of this vaccine will also be used for the vaccine against the the new coronavirus.

**Interimanalyse
von Phase 1**

¹ Both DynaVax and GSK will provide adjuvants.

Estimated timeline for approval

To date (09/07/2020), one ongoing **Phase 1** (NCT04449276) study and no completed studies in humans are available for the vaccine candidates. **Phase 1** (NCT04449276) study aims to evaluate the safety and reactogenicity profile after 1 and 2 dose administrations of CVnCoV at different dose levels. It is funded by Coalition for Epidemic Preparedness Innovations (CEPI), and located in Belgium and Germany. 168 participants are planned to be enrolled in the trial [16].

Phase 2, RCT (NCT04515147) started also with aim to evaluate the safety and reactogenicity profile after 1 and 2 dose administrations of investigational SARS-CoV-2 mRNA vaccine (CVnCoV) at different dose levels and to evaluate the humoral immune response after 1 and 2 dose administrations of CVnCoV. 691 participants are planned to be enrolled in the trial, with estimated study completion date in November 2021 [16].

Phase 1:
Beginn klinische Studie:
Sommer 2020
168 Teilnehmer*innen
keine veröffentlichten klinischen Studien

Beginn Phase 2

2.7 University of Oxford

About the vaccine

The **ChAdOx1 nCoV-19** (AZD1222, AstraZeneca licensed from Oxford University) vaccine candidate developed by the Jenner Institute at Oxford University is based on a non-replicating viral vector. A chimpanzee adenovirus platform is hereby used. This platform was previously utilised in clinical phase I trials for a vaccine against MERS [23, 40].

The vaccine candidate uses a genetically modified safe adenovirus that may cause a cold-like illness. The intended prevention is through the modified adenovirus producing Spike proteins, eventually leading to the formation of antibodies to the coronavirus's Spike proteins. These antibodies may bind to the coronavirus and, subsequently, stop it from causing an infection [40].

ChAdOx1 nCoV-19

Estimated timeline for approval

Currently, the first clinical **phase 1/2** trial in 510 healthy adults is ongoing (ISRCTN 15281137/NCT04324606/EudraCT 2020-001072-15). The study is a single-blinded, placebo-controlled, multi-centre randomised controlled trial to test efficacy, safety and immunogenicity of ChAdOx1 nCoV-19. The primary endpoints are number of virologically confirmed symptomatic cases/symptomatic cases of COVID-19 (efficacy) and occurrence of serious adverse events (safety). Primary endpoints are measured within six months and an optional follow-up visit is offered at day 364. The study is estimated to be completed in May 2021 [41].

Phase 1/2:
510 gesunde Erwachsene
bis Mai 2021

Phase 2b/3 study (EudraCT 2020-001228-32/NCT04400838) is ongoing, with aim to determine the efficacy, safety and immunogenicity of the candidate Coronavirus Disease (COVID-19) vaccine ChAdOx1 nCoV-19. The primary endpoint is virologically confirmed (PCR positive) symptomatic COVID-19 infection.

Phase 2b/3 :
laufend

Phase 3 RCT (ISRCTN89951424) started in Brazil and South Africa, with another country in Africa set to follow, as well as a trial in the US (NCT04516746) [42]. Participants are randomly allocated to receive the investigational vaccine or a well-established meningitis vaccine. Volunteers will be followed for 12 months, and they will be tested for COVID-19 if they develop any symptoms which may represent COVID-19 disease[43]. The study is estimated to be completed in July 2021.

As of 17 August, 2020, a preliminary report with the results from phase 1/2 single-blind, RCT (ISRCTN 15281137/NCT04324606/EudraCT 2020-001072-15) was published [10]. 1077 participants were enrolled and assigned to receive either ChAdOx1 nCoV-19 (n=543) or MenACWY (n=534), ten of whom were enrolled in the non-randomised ChAdOx1 nCoV-19 prime-boost group. Local and systemic reactions were more common in the ChAdOx1 nCoV-19 group and many were reduced by use of prophylactic paracetamol, including pain, feeling feverish, chills, muscle ache, headache, and malaise (all $p < 0.05$). There were no serious adverse events related to ChAdOx1 nCoV-19. In the ChAdOx1 nCoV-19 group, spike-specific T-cell responses peaked on day 14 (median 856 spot-forming cells per million peripheral blood mononuclear cells, IQR 493–1802; n=43). Anti-spike IgG responses rose by day 28 (median 157 ELISA units [EU], 96–317; n=127), and were boosted following a second dose (639 EU, 360–792; n=10). Neutralising antibody responses against SARS-CoV-2 were detected in 32 (91%) of 35 participants after a single dose when measured in MNA80 and in 35 (100%) participants when measured in PRNT50. After a booster dose, all participants had neutralising activity (nine of nine in MNA 80 at day 42 and ten of ten in Marburg VN on day 56). Neutralising antibody responses correlated strongly with antibody levels measured by ELISA ($R^2 = 0.67$ by Marburg VN; $p < 0.001$). Authors concluded that ChAdOx1 nCoV-19 showed an acceptable safety profile, and homologous boosting increased antibody responses and together with the induction of both humoral and cellular immune responses, support largescale evaluation of this candidate vaccine in an ongoing phase 3 programme.

In September 2020, AstraZeneca reports suspected serious adverse event in a person who received the Oxford vaccine in the United Kingdom. Enrolment in global trials of a this coronavirus-vaccine candidate are on hold. AstraZeneca voluntarily paused vaccination to allow review of safety data by an independent committee [12].

**Phase 3 RCT
Brasilien, Südafrika, USA
12-Monate Follow-Up**

Ende Juli 2021

**vorläufige Publikation der
Ergebnisse Phase 1/2:**

**Antikörper-Response bei
91% bis 100% der
Teilnehmer*innen**

**Sept 2020: RCT
angehalten wegen
schwerwiegender
Nebenwirkungen**

2.8 BioNTech/Fosun Pharma/Pfizer

About the vaccine

The **BNT-162** vaccine candidate developed by BioNTech in collaboration with Fosun Pharma and Pfizer is an mRNA platform-based vaccine expressing codon-optimized undisclosed SARS-CoV-2 protein(s) encapsulated in 80-nm ionizable cationic lipid/ phosphatidylcholine/ cholesterol/ polyethylene glycol–lipid nanoparticles [21]. In 2018, Pfizer and BioNTech collaborated on mRNA-based vaccines for the prevention of influenza and their partnership applies outside of China [44]. BioNTech's partnership with Fosun Pharma applies for China only [44, 45].

BNT-162

Estimated timeline for approval

Currently, BNT-162 enters clinical testing by the end of April 2020 [46] and R&D is supposed to be carried out both in the US as well as in Germany [44]. This is a **phase 1/2**, randomized, placebo-controlled, triple-blind, dose-finding, and vaccine candidate-selection study in healthy adults (NCT04368728/EudraCT 2020-001038-36). The study will evaluate the safety, tolerability, immunogenicity, and potential efficacy of up to 4 different SARS-CoV-2 RNA vaccine candidates against COVID-19: as a 2-dose or single-dose schedule; at up to 3 different dose levels; in 3 age groups (18 to 55 years of age, 65 to 85 years of age, and 18 to 85 years of age). The study consists of 3 stages: Stage 1: to identify preferred vaccine candidate(s), dose level(s), number of doses, and schedule of administration (with the first 15 participants at each dose level of each vaccine candidate comprising a sentinel cohort); Stage 2: an expanded-cohort stage; and Stage 3; a final candidate/dose large-scale stage.

Study NCT04380701 is located in Germany. **Phase 2/3 RCT** has started also (NCT04368728/EudraCT 2020-002641-42) with aim to describe the safety, tolerability, immunogenicity and efficacy of RNA vaccine candidate against COVID-19 in healthy adults. Estimated number of participants is 29481, and completion study date November 2022 [9].

To date, no completed studies in humans are available for the BNT-162 vaccine.

**Phase 1/2
mehrstufiges
Studiendesign**

**Phase 1/2
(Deutschland) hat
begonnen**

November 2022

**keine veröffentlichten
klinischen Studien**

2.9 Sinovac Biotech Ltd.

About the vaccine

The private Chinese biopharmaceutical company Sinovac Biotech Ltd. focuses on the research, development, manufacturing and commercialization of vaccines that protect against human infectious diseases. Sinovac Life Sciences Co., Ltd. is the developer of CoronaVac, an inactivated COVID-19 vaccine candidate, and will be the marketing authorization holder of CoronaVac in China with a vaccine production license from China National Medical Products Administration (NMPA).

CoronaVac

Estimated timeline for approval

The **phase 1 and 2** trials started on April 16, 2020 in Jiangsu Province, China: a group of healthy adults aged 18-59 years old were vaccinated with a 0, 14 day schedule. According to Sinovac announcement, preliminary phase I/II results showed that there was no serious adverse event after vaccinating a total of 743 volunteers in the trials, demonstrating a good safety profile for the vaccine candidate. Over 90% seroconversion was observed in the phase II clinical trial 14 days after completion of a two-dose vaccination at day 0 and day 14. A Phase II study on elderly adults is being conducted which will be followed by child and adolescent groups. The phase II trial is expected to be completed at the end of 2020 [47].

**Phase 1/2 :
743 Teilnehmer*innen**

Sinovac registered a new **Phase 3 RCT** (NCT04456595), with aim to assess efficacy and safety of the Adsorbed COVID-19 (inactivated) vaccine in health care professionals in Brazil. Estimated number of participants is 8870. The study is double-blind placebo-controlled trial with participants randomly allocated 1:1 to placebo and vaccine arms. The immunization schedule is two doses intramuscular injections (deltoid) with a 14-days interval. For efficacy, the study aims to detect COVID-19 cases, defined as symptomatic SARS-CoV-2 infections, after the second week post-immunization schedule. For safety and immunogenicity, participants are categorized in two age groups, Adults (18-59 years) and Elderly (60 years and above). Safety database aims to detect adverse reactions with frequency of 1:1000 or higher in adults and 1:500 in elderly. All participants will be followed up to 12 months. Interim preliminary efficacy analysis can be triggered by reaching the target number of 150 cases [16]. The study is estimated to be completed in October 2021.

**Sinovac: Phase 3
RCT in Brazilien
8.870, nur
Gesundheitspersonal
12-Monate Follow.Up
Oktober 2021**

2.10 China National Pharmaceutical Group Corporation (SINOPHARM)

About the vaccine

The China National Pharmaceutical Group Corporation (SINOPHARM), the state-owned Chinese company, developed a β -propiolactone–inactivated whole-virus vaccine against COVID-19 jointly by the Beijing Institute of Biological Products and the Wuhan Institute of Biological Products under SINOPHARM [48].

inactivated

Estimated timeline for approval

In interim analysis related to safety and immunogenicity of an investigational inactivated whole-virus COVID-19 vaccine in China (Chinese Clinical Trial Registry Identifier: ChiCTR2000031809, Xia et al. 2020 [48, 49]) reported results from two double-blind RCTs, phase 1 and phase 2. The experimental group received a β -propiolactone–inactivated whole-virus vaccine against COVID-19. The placebo group contained only sterile phosphatebuffered saline and alum adjuvant.

**Phase 1 und
Phase 2 RCTs**

In the phase 1 RCT, 96 participants were assigned to 1 of the 3 dose groups (2.5, 5, and 10 $\mu\text{g}/\text{dose}$) and an aluminum hydroxide (alum) adjuvant–only group ($n = 24$ in each group), and received 3 intramuscular injections at days 0, 28, and 56. In the phase 2 RCT trial, 224 adults were randomized to 5 $\mu\text{g}/\text{dose}$ in 2 schedule groups (injections on days 0 and 14 [$n = 84$] vs alum only [$n = 28$], and days 0 and 21 [$n = 84$] vs alum only [$n = 28$]). The primary safety outcome was the combined adverse reactions 7 days after each injection, and the primary immunogenicity outcome was neutralizing antibody response 14 days after the whole-course vaccination, which was measured by a 50% plaque reduction neutralization test against live severe acute respiratory syndrome coronavirus 2 (SARS-CoV-2).

**Phase 1:
96 Teilnehmer*innen –
3 unterschiedliche
Dosierungen**

**Phase 2:
224 Teilnehmer*innen – 2
unterschiedliche
Zeitpläne**

Among 320 patients who were randomized, all completed the trial up to 28 days after the whole-course vaccination. The 7-day adverse reactions occurred in 3 (12.5%), 5 (20.8%), 4 (16.7%), and 6 (25.0%) patients in the alum only, low-dose, medium-dose, and high-dose groups, respectively, in the phase 1 trial; and in 5 (6.0%) and 4 (14.3%) patients who received injections on days 0 and 14 for vaccine and alum only, and 16 (19.0%) and 5 (17.9%) patients who received injections on days 0 and 21 for vaccine and alum only, respectively, in the phase 2 trial. The most common adverse reaction was

**Endpunkte: Antikörper
Response**

Nebenwirkungen

injection site pain, followed by fever, which were mild and self-limiting; no serious adverse reactions were noted. The geometric mean titers of neutralizing antibodies in the low-, medium-, and high-dose groups at day 14 after 3 injections were 316 (95% CI, 218-457), 206 (95% CI, 123-343), and 297 (95% CI, 208-424), respectively, in the phase 1 trial, and were 121 (95% CI, 95-154) and 247 (95% CI, 176-345) at day 14 after 2 injections in participants receiving vaccine on days 0 and 14 and on days 0 and 21, respectively, in the phase 2 trial. Authors concluded that in this interim report of the phase 1 and phase 2 trials of an inactivated COVID-19 vaccine, patients had a low rate of adverse reactions and demonstrated immunogenicity; the study is ongoing. Efficacy and longer-term adverse event assessment will require phase 3 trials [48].

A **phase 3** double-blind, placebo controlled RCT has been initiated (ChiCTR2000034780), to evaluate the protective efficacy of inactivated SARS-CoV-2 Vaccine (Vero Cell) after full course of immunization in preventing diseases caused by the SARS-CoV-2 in healthy subjects aged 18 years old and above. The study is estimated to be completed in July 2021.

Phase 3 initiiert

Juli 2021

2.11 New vaccines entered in clinical investigation in healthy volunteers

As at 05 May 2020, **6 new vaccine trials** are registered in phase 1, phase 1/2 and phase 2, by Shenzhen Geno-Immune Medical Institute (NCT04299724 and NCT04276896); Insitute of Biotechnology, Academy of Military Medical Sciences, PLA of China (NCT04341389); Symvivo Corporation (NCT04334980); Sinovac (NCT04352608) and Wuhan Institute of Biological Products/Sinopharm (ChiCTR2000031809) (Table 2-1). NCT04299724 is phase 1 study related to pathogen-specific aAPC (aAPCs modified with lentiviral vector expressing synthetic minigene based on domains of selected viral proteins) and NCT04276896 is phase 1/2 study related to LV-SMENP-DC vaccine (DCs modified with lentiviral vector expressing synthetic minigene based on domains of selected viral proteins; administered with antigen-specific CTLs). NCT04341389 is phase 2 trial related to adenovirus Type 5 Vector expressing S protein. NCT04334980 is phase 1 study, the first-in-human study of bacTRL-Spike, and the first-in-human use of orally delivered bacTRL. Two clinical trials in phase 1/2 are related to inactivated vaccine: NCT04352608 is related to inactivated SARS-CoV-2 virus and ChiCTR2000031809 to Vero cells derived (cell culture-derived inactivated) vaccine [13-18].

**Mai 2020:
6 neue Impfstoff-
Kandidaten in Phase 1-2
registriert**

As at 13 June 2020, **four new vaccine trials** are registered: two new inactivated vaccines in phase 1 and phase 1/2, by Beijing Institute of Biological Products/Sinopharm (ChiCTR2000032459) and Institute of Medical Biology, Chinese Academy of Medical Sciences (NCT04412538) [17]; one S-Trimer vaccine - a trimeric SARS-CoV-2 spike (S)-protein subunit, through Trimer-Tag® vaccine technology platform, by Clover Biopharmaceuticals AUS Pty Ltd (NCT04405908), <https://www.pharmaadvancement.com/manufacturing/cepi-announces-covid-19-vaccine-development-partnership-with-clover-biopharmaceuticals-australian-subsidiary/>, and one Dendritic cell vaccine (autologous dendritic cells loaded with antigens from SARS-CoV-2, with or without GM-CFS, by Aivita Biomedical, Inc. (NCT04386252) (Table 2-1).

**Juni 2020:
weitere 4 neue Impfstoff-
Kandidaten in Phase 1-2
registriert**

As at July 07, 2020, **nine Phase 1 new vaccines trials** are registered: three DNA vaccine, from Cadila Healthcare Limited (CTRI/2020/07/026352), Genexine Consortium (NCT04445389) and Osaka University/AnGes/Takara Bio (JapicCTI-205328); two NonReplicating Viral Vector vaccine from Gamaleya Research Institute (NCT04436471, NCT04437875); two Protein Subunit vaccines from Anhui Zhifei Longcom Biopharmaceutical/Institute of Microbiology, Chinese Academy of Sciences (NCT04445194) and Vaxine Pty Ltd/Medytox (NCT04453852); two RNA vaccines, Imperial College London (ISRCTN17072692) and People's Liberation Army (PLA) Academy of Military Sciences/Walvax Biotech (ChiCTR2000034112), and one VLP vaccine from Medicago Inc./Université Laval (NCT04450004) (Table 2-1) [17].

As at August 14, 2020, **six new vaccines trials** (Phase 1 or Phase 1/ 2) are registered in ClinicalTrials.gov register: Bharat Biotech (NCT044571519, Inactivated); Janssen Pharmaceutical Companies (NCT04436276, NonReplicating Viral Vector, Ad26COVS1); Kentucky Bioprocessing, Inc (NCT04473690, Protein Subunit, RBD-based); Arcturus/Duke-NUS (NCT04480957, RNA, mRNA); Institute Pasteur/Themis/Univ. of Pittsburgh CVR/Merck Sharp & Dohme (NCT04497298, Replicating Viral Vector, Measles-vector based) and Medigen Vaccine Biologics Corporation/NIAID/Dynavax (NCT04487210, Protein Subunit, S-2P protein + CpG 1018) (Table 2-1) [17].

Two studies are reported as completed (NCT04436471 and NCT04437875) [16], sponsored by Gamaleya Research Institute of Epidemiology and Microbiology, Health Ministry of the Russian Federation in collaboration with Acellena Contract Drug Research and Development, aimed to evaluate the safety, tolerability and immunogenicity of the vaccine Gam-COVID-Vac, adenoviral-based vaccine against SARS-CoV-2, a solution for intramuscular injection, now with published results. A heterologous COVID-19 vaccine consisting of two components, a recombinant adenovirus type 26 (rAd26) vector and a recombinant adenovirus type 5 (rAd5) vector, both carrying the gene for severe acute respiratory syndrome coronavirus 2 (SARS-CoV-2) spike glycoprotein (rAd26-S and rAd5-S). Trials aimed to assess the safety and immunogenicity of two formulations (frozen and lyophilised) of this vaccine.

Two open, non-randomised phase 1/2 studies at two hospitals in Russia (NCT04436471 and NCT04437875) enrolled healthy adult volunteers (men and women) aged 18–60 years. In phase 1 of each study, administered intramuscularly on day 0 either one dose of rAd26-S or one dose of rAd5-S and assessed the safety of the two components for 28 days. In phase 2 of the study, which began no earlier than 5 days after phase 1 vaccination, administered intramuscularly a prime-boost vaccination, with rAd26-S given on day 0 and rAd5-S on day 21. Primary outcome measures were antigen-specific humoral immunity (SARS-CoV-2-specific antibodies measured by ELISA on days 0, 14, 21, 28, and 42) and safety (number of participants with adverse events monitored throughout the study). Secondary outcome measures were antigen-specific cellular immunity (T-cell responses and interferon- γ concentration) and change in neutralising antibodies (detected with a SARS-CoV-2 neutralisation assay).

76 participants were enrolled to the two studies (38 in each study). In each study, nine volunteers received rAd26-S in phase 1, nine received rAd5-S in phase 1, and 20 received rAd26-S and rAd5-S in phase 2. Both vaccine formulations were safe and well tolerated. The most common adverse events were pain at injection site (44 [58%]), hyperthermia (38 [50%]), headache (32 [42%]), asthenia (21 [28%]), and muscle and joint pain (18 [24%]). Most

**Juli 2020:
weitere 9 Impfstoff-
Kandidaten in Phase 1
registriert**

**August 2020:
weitere 6 Impfstoff-
Kandidaten in Phase 1/2
registriert**

**2 Studien ohne
Veröffentlichungen:
Gamaleya Research
Institute of Epidemiology
and Microbiology Health
Ministry of the Russian
Federation**

**Phase 1/2
Studien in Russland**

**insg. 76 Teilnehmer*innen
(je 38)
gute Verträglichkeit und
Antikörperentwicklung**

adverse events were mild and no serious adverse events were detected. All participants produced antibodies to SARS-CoV-2 glycoprotein. At day 42, receptor binding domain-specific IgG titres were 14 703 with the frozen formulation and 11 143 with the lyophilised formulation, and neutralising antibodies were 49.25 with the frozen formulation and 45.95 with the lyophilised formulation, with a seroconversion rate of 100%. Cell-mediated responses were detected in all participants at day 28, with median cell proliferation of 2.5% CD4+ and 1.3% CD8+ with the frozen formulation, and a median cell proliferation of 1.3% CD4+ and 1.1% CD8+ with the lyophilised formulation. Authors concluded that the heterologous rAd26 and rAd5 vector-based COVID-19 vaccine has a good safety profile and induced strong humoral and cellular immune responses in participants [11].

Based on these results, according to recent press release, Russian COVID-19 vaccine, called Sputnik V, is the first in the world received national regulatory approval, and was approved for public use even ahead of its Phase III trial. Phase 3 randomised controlled trial is now underway (NCT04530396). The trial will include 40000 volunteers, with estimated study completion date in May 2021.

Janssen Pharmaceutical registered phase 3, randomised controlled trial (NCT04505722) to demonstrate the efficacy of Ad26.COV2.S in the prevention of molecularly confirmed moderate to severe/critical COVID-19, compared to placebo, in SARS-CoV-2 adult participants. Estimated enrollment is 60,000 participants, with study completion day in March 2023.

As at September 09, 2020, seven new vaccine trials (phase 1 or phase 1/ 2) are registered in ClinicalTrials.gov register: on inactivated vaccine from Research Institute for Biological Safety Problems, Rep of Kazakhstan (NCT04530357); four protein subunit vaccines from Instituto Finlay de Vacunas, Cuba (IFV/COR/04); West China Hospital, Sichuan University (ChiCTR2000037518); Sanofi Pasteur/GSK (NCT04537208), and Federal Budgetary Research Institution State Research Center of Virology and Biotechnology "Vector" (NCT04527575); one Non-Replicating Viral Vector vaccine from ReiThera/LEUKOCARE/Univercells (NCT04528641), and one intranasal Replicating Viral Vector vaccine from Beijing Wantai Biological Pharmacy/ Xiamen University (ChiCTR2000037782) (Table 2-1) [17].

Several clinical studies assessing Bacillus Calmette–Guérin (BCG) vaccine in prevention of COVID-19 are underway also. For example, RCTs in Netherlands (BCG-CORONA phase 3 trial, NCT04328441) and Australia (BRACE phase 3 trial, NCT04327206) aim to assess whether BCG-Danish reduces the incidence and severity of COVID-19 in health-care workers, and the effect this has on time away from work [50]. The same is true for US RCT (NCT04348370) [16]. The same is planned in Egypt (NCT04350931) and in Denmark (NCT04373291) (RCTs, not yet recruiting healthy volunteers) [16].

Utrecht scientists (in close collaboration with RIVM, Netherlands Pharmacovigilance center LAREB and the PHARMO Institute in the Netherlands) will lead a European project called ACCESS (vACCine Covid-19 monitoring Readiness) with aim to activate the infrastructure and prepare European organizations to collaboratively monitor the benefits, coverage and risks of the novel COVID-19 vaccines in their post-licensure phase. The project is funded by the European Medicines Agency (EMA), <https://www.uu.nl/en/news/monitoring-the-benefits-and-safety-of-the-new-corona-vaccines>.

**Sputnik zugelassen
Phase 3 aber erst
begonnen**

**Janssen Pharmaceutical:
Beginn Phase 3
60.000 Teilnehmer*innen
Ende 2023**

**Sept 2020: 7 neue
Impfstudien registriert**

**mehrere klinische Studien
mit BCG Vazzenen in
Phase 3 oder geplant**

**Impfkandidaten-
Infrastruktur und
Monitoring Projekt**

On 09/07/2020, Medicines Regulatory Authorities published the report related to phase 3 COVID-19 vaccine trials [51]. They stressed the need for large phase 3 clinical trials that enroll many thousands of people, including those with underlying medical conditions, to generate relevant data for the key target populations. Also broad agreement was achieved that clinical studies should be designed with stringent success criteria that would allow a convincing demonstration of the efficacy of COVID-19 vaccines.

**Positionspapier der
Internationalen
Regulatoren**

**stringente klinische
Studien vonnöten !**

3 Results: Therapeutics

Table 3 -1: Most advanced therapeutics in the R&D pipeline

Drug	Mechanism of operation	Studies in ClinicalTrials.gov & EU CTR listed as completed, suspended, terminated or withdrawn, with trial identifier ²
Remdesivir (Veklury®)	Antiviral agent	NCT04252664 – Suspended NCT04257656 – Terminated NCT04292899, EudraCT 2020-000841-15 – Completed NCT04292730, EudraCT 2020-000842-32 – Completed NCT04280705 – Completed
Lopinavir + Ritonavir (Kaletra®)	Antiviral agent	NCT04276688 – Completed NCT04307693 – Terminated NCT04409483 – Withdrawn
Favipiravir (Avigan, T-705)	Antiviral agent	ChiCTR2000030254 – Completed NCT04349241 – Completed NCT 04542694 – Completed
Darunavir (Prezista®)	Antiviral agent	No completed, withdrawn, suspended or terminated studies found
Camostat Mesilate (Foipan®)	Antiviral cell-entry inhibitor	No completed, withdrawn, suspended or terminated studies found
APN01 (rhACE2)	Antiviral cell-entry inhibitor	NCT04287686 – Withdrawn
Tocilizumab (RoActemra®)	Monoclonal antibody	NCT04331795 – Completed NCT04346355 – Terminated NCT04361552 – Withdrawn NCT04320615, EudraCT 2020-001154-22 – Completed NCT04492501 – Completed NCT04519385 – Completed NCT04363736 – Completed NCT04403685 – Terminated
Sarilumab (Kevzara®)	Monoclonal antibody	NCT04341870 – Suspended NCT04327388 – Completed
Interferon beta 1a (SNG001) and 1b	Interferon	NCT04276688 Interferon beta 1b – Completed NCT04343768 – Completed
Convalescent Plasma	Convalescent Plasma	NCT04325672 – Withdrawn NCT04346446 – Completed NCT04407208 – Completed NCT04441424 – Completed NCT04442958 – Completed NCT04389944 – Completed NCT04356534 – Completed NCT04442958 – Completed
Plasma derived medicinal products	Plasma derived medicinal products	No completed, withdrawn, suspended or terminated studies found
Solnatide	Synthetic peptide	No completed, withdrawn, suspended or terminated studies found
Umifenovir (Arbidol®)	Antiviral agent	No completed, withdrawn, suspended or terminated studies found

² Ongoing studies can be found in V1 and V2.

Dexamethasone and other corticosteroids	Glucocorticoid	NCT04445506 – Completed NCT04327401 – Terminated Other corticosteroids: NCT04273321 – Completed
Anakinra (Kyneret®)	Interleukin 1 receptor antagonist	No completed, withdrawn, suspended or terminated studies found
Colchicine	An alkaloid, with anti-gout and anti-inflammatory activities	No completed, withdrawn, suspended or terminated studies found
Nafamostat (Futhan©)	Trypsin-like serine protease inhibitor	No completed, withdrawn, suspended or terminated studies found
Gimsilumab	Human monoclonal antibody	No completed, withdrawn, suspended or terminated studies found
Canakinumab	Human monoclonal antibody	No completed, withdrawn, suspended or terminated studies found

3.1 Remdesivir (Veklury)

About the drug under consideration

Remdesivir (Veklury) is an antiviral medicine for systemic use which received a **conditional marketing authorisation** in EU in July, 2020. It is an adenosine nucleotide prodrug, metabolized within host cells to form the pharmacologically active nucleoside triphosphate metabolite. Remdesivir triphosphate acts as an analog of adenosine triphosphate (ATP) and competes with the natural ATP substrate for incorporation into nascent RNA chains by the SARS-CoV-2 RNA-dependent RNA polymerase. This results in delayed chain termination during replication of the viral RNA.

After the “rolling review” of data on the use of remdesivir to treat COVID-19 was concluded on 15 May 2020 [52] and after received application for conditional marketing authorisation (CMA) (08 June 2020), **European Medicine Agency’s (EMA)** Committee for Medicinal Products for Human Use (CHMP) adopted a positive opinion on June 25, 2020, recommending the granting of a **conditional marketing authorisation** [53]. This conditional marketing authorisation has been granted by the **European Commission** on **July 3, 2020**, https://ec.europa.eu/commission/presscorner/detail/en/mex_20_1266. The EMA’s positive recommendation is mainly based on preliminary data published by Beigel et al. [54], described in section below - Results of publications.

Remdesivir (Veklury) is subject to **additional monitoring for safety**. Due to a conditional marketing authorisation, Marketing Authorisation Holder (MAH) should complete some **measures to confirm the efficacy and safety within different timeframe**. Till August 2020, the MAH should submit the published final D28 mortality data by ordinal scale categories of Study CO-US-540-5776 (NIAID-ACTT1) and in addition, the MAH should discuss potential imbalance in the use of corticosteroids and effect modification in Study CO-US-540-5776. Till December 2020, MAH should submit the final clinical study report (CSR) of Study CO-US-540-5776 (NIAID-ACTT1); the final CSR for Part A (Day 28) of Study GS-US-540-5773; the final CSR for Part A (Day 28) of Study GS-US-540-5774, as well as analysis of all available safety data from clinical trials CO-US-540-5776, GS-US-540-5773, GS-US-

**erstes zugelassenes
antivirales Medikament
gegen Coronavirus**

**conditional marketing
authorisation**

**Zulassung basiert auf
vorläufigen Daten**

**Beigel et al. Studie
(NIAID-ACTT1)**

**bis August sollen “Safety”
Daten vorgelegt werden
(u.a. Mortalität)**

540-5774 and CO-US-540- 5758 when completed, including case narratives, detailed information about adverse reaction and exposure data as well as an analysis of occurrence and aggravation of AEs, SAEs and ADRs are associated with increasing exposure [55].

Remdesivir (Veklury) is **indicated** for the treatment of coronavirus disease 2019 (COVID-19) in adults and adolescents (aged 12 years and older with body weight at least 40 kg) with pneumonia requiring supplemental oxygen. The drug is for administration by intravenous infusion after further dilution. The **recommended dosage** of remdesivir in patients 12 years of age and older and weighing at least 40 kg is: Day 1 – single loading dose of remdesivir 200

mg given by intravenous infusion, Day 2 onwards – 100 mg given once daily by intravenous infusion. The total **duration of treatment** should be at least 5 days and not more than 10 days. **Concomitant use** of remdesivir **with chloroquine phosphate or hydroxychloroquine sulphate** is **not recommended** due to antagonism observed in vitro.

The **most common adverse reaction** in healthy volunteers is increased transaminases (14%). The most common adverse reaction in patients with COVID-19 is nausea (4%) [55].

The use of RDV for COVID-19 was granted by the Food and Drug Administration (FDA) on the 19th of March in the course of the expanded access program to allow the emergency use, and in addition it has an orphan designation for Ebola since September 2015 [56]. On May 1, 2020 the **U.S. Food and Drug Administration (FDA)** has issued an **Emergency Use Authorization (EUA)** to permit the emergency use of the unapproved product remdesivir for treatment of suspected or laboratory confirmed coronavirus disease 2019 (COVID-19) in adults and children hospitalized with **severe disease**. Severe disease is defined as patients with an oxygen saturation (SpO₂) ≤ 94% on room air or requiring supplemental oxygen or requiring mechanical ventilation or requiring extracorporeal membrane oxygenation (ECMO). EUA was based on available data from two randomized clinical trials (NIAID ACTT-1 Study, NCT04280705 and Study GS-US-540-5773, NCT04292899); a compassionate use program in patients with COVID-19; from clinical trials in healthy volunteers and subjects with Ebola virus disease [57, 58]. On June 15, 2020 FDA issued the **warning about co-administration** of remdesivir and **chloroquine phosphate or hydroxychloroquine sulphate** which may result in reduced antiviral activity of remdesivir [59]. On August 28, 2020 FDA **broadens Emergency Use Authorization** for Veklury (remdesivir) to include **all hospitalized adult and pediatric patients with suspected or laboratory-confirmed COVID-19, irrespective of their severity of disease** [60].

**indiziert für Patient*innen
≥ 12 Jahre mit
Lungenentzündung,
Sauerstoff-unterstützt
Verabreichung iv
5-10 Tage**

Nebenwirkungen

**FDA: “expanded access
program” (März)**

**Emergency Use
Authorization (EUA) (Mai)**

basierend auf 2 Studien:

**ACTT-1 (NIAID)
GS-US-540-5773**

**FDA Warnung vor
Komedikation
Chloroquin phosphate,
Hydroxychloroquin
sulphate**

**Aug 2020: FDA verbreitert
Indikation auf alle
hospitalisierten Pts.**

US COVID-19 Treatment Guidelines Panel issued recommendations on remdesivir treatment for patients with COVID-19 (as of July 24, 2020) [61]:

1. **Recommendation for Prioritizing Limited Supplies of Remdesivir:** Because remdesivir supplies are limited, the Panel recommends that remdesivir be prioritized for use in hospitalized patients with COVID-19 who require supplemental oxygen but who are not on high-flow oxygen, noninvasive ventilation, mechanical ventilation, or extracorporeal membrane oxygenation (ECMO) (BI).
2. **Recommendation for Patients with Mild or Moderate COVID-19:** There are insufficient data for the Panel to recommend either for or against the use of remdesivir in patients with mild or moderate COVID-19.
3. **Recommendation for Patients with COVID-19 Who Are on Supplemental Oxygen but Who Do Not Require High-Flow Oxygen, Noninvasive or Invasive Mechanical Ventilation, or ECMO:** The Panel recommends using remdesivir for 5 days or until hospital discharge, whichever comes first (AI). If a patient who is on supplemental oxygen while receiving remdesivir progresses to requiring high-flow oxygen, noninvasive or invasive mechanical ventilation, or ECMO, the course of remdesivir should be completed.
4. **Recommendation for Patients with COVID-19 Who Require High-Flow Oxygen, Noninvasive Ventilation, Mechanical Ventilation, or ECMO:** Because there is uncertainty regarding whether starting remdesivir confers clinical benefit in these groups of patients, the Panel cannot make a recommendation either for or against starting remdesivir. In a randomized clinical trial, there was no observed difference between the remdesivir and placebo groups in time to recovery or mortality rate in these subgroups. However, because the trial was not powered to detect differences in outcomes in these subgroups, there is uncertainty as to the effect of remdesivir on the course of COVID-19 in these patients.
5. **Duration of Therapy for Patients Who Have Not Shown Clinical Improvement After 5 Days of Therapy:** There are insufficient data on the optimal duration of remdesivir therapy for patients with COVID-19 who have not shown clinical improvement after 5 days of therapy. In this group, some experts extend the total remdesivir treatment duration to up to 10 days (CIII).

Rochwer et al. [62] published a **clinical practice guideline** in which the guideline panel makes a weak recommendation for the use of remdesivir in severe covid-19 while recommending continuation of active enrolment of patients into ongoing randomised controlled trials examining remdesivir. This was based on the linked systematic review (published 31 Jul 2020) which identified two randomised trials with 1300 participants, showing low certainty evidence that remdesivir may be effective in reducing time to clinical improvement and may decrease mortality in patients with severe covid-19. Remdesivir probably has no important effect on need for invasive mechanical ventilation. Remdesivir may have little or no effect on hospital length of stay.

Gilead Sciences Inc. said it plans to start human trials of an inhaled version of its anti-Covid-19 drug remdesivir. An inhaled version, through a nebulizer, could allow Gilead to give the drug to a broader group of patients, including those with milder symptomatic cases who don't need to be hospitalized,

Empfehlungen des US COVID-19 Treatment Guidelines Panel

RDV bei schwerer COVID-19 Erkrankung mit künstlicher Beatmung

insuffiziente Datenlage bei moderater/ milder Erkrankung

5-Tagestherapie

keine Aussagen zu Subgruppen möglich

bei Nicht-Ansprechen ev. Verlängerung auf 10-Tagestherapie

niedrige Evidenz der Datenlage, weitere klinische Studien zum Nutzen notwendig

Vorhaben von Gilead: Darreichungsform mittels Inhalator

<https://www.pharmacist.com/article/gilead-begin-human-testing-inhaled-version-covid-19-drug-remdesivir>.

Completed, withdrawn, suspended or terminated studies

The search in two clinical trial registers (ClinicalTrials.gov and EUdraCT) on 06/07/2020 yielded no completed study on the safety and efficacy of RVD in COVID-19 patients. No suspended or terminated studies were found in addition to the two phase 3 randomised controlled trials (RCT) to evaluate intravenous RVD in patients with 2019-nCoV, initiated in the beginning of February in China, which are suspended (NCT04252664) or terminated (NCT04257656) (the epidemic of COVID-19 has been controlled well in China, and no eligible patients can be enrolled further).

The search in two clinical trial registers (ClinicalTrials.gov and EUdraCT) on 15/08/2020 yielded three completed studies on the safety and efficacy of RVD in COVID-19 patients: a phase 3 RCT (NCT04292899, EUdraCT 2020-000841-15) conducted in 4891 severe COVID-19 patients, with publication [63]; a phase 3 RCT conducted in 1113 moderate COVID-19 patients (NCT04292730, EudraCT 2020-000842-32), and phase 3 RCT, Adaptive COVID-19 Treatment Trial (ACTT) on 1062 COVID-19 patients (NCT04280705), with preliminary report [49]. As of 10/09/2020 no new completed, withdrawn, suspended or terminated studies found.

Results of publications

At 6th of May 2020, Wang Y et al. [64] published results of the first randomised, double-blind, placebo-controlled, multicentre trial, conducted at ten hospitals in Hubei, China (NCT04257656), assessing the effect of intravenous remdesivir in adults admitted to hospital with severe COVID-19. The study was terminated before attaining the prespecified sample size (237 of the intended 453 patients were enrolled) because the outbreak of COVID-19 was brought under control in China. Patients were randomly assigned in a 2:1 ratio to intravenous remdesivir (200 mg on day 1 followed by 100 mg on days 2–10 in single daily infusions) or the same volume of placebo infusions for 10 days. Patients were permitted concomitant use of lopinavir–ritonavir, interferons, and corticosteroids.

The primary endpoint was time to clinical improvement up to day 28, defined as the time (in days) from randomisation to the point of a decline of two levels on a six-point ordinal scale of clinical status (from 1=discharged to 6=death) or discharged alive from hospital, whichever came first. Primary analysis was done in the intention-to-treat (ITT) population and safety analysis was done in all patients who started their assigned treatment. Remdesivir treatment was not associated with a statistically significant difference in time to clinical improvement (hazard ratio 1.23 [95% CI 0.87–1.75]).

Patients receiving remdesivir had a numerically faster time to clinical improvement than those receiving placebo among patients with symptom duration of 10 days or less, but this was not statistically significant also (hazard ratio 1.52 [0.95–2.43]). The duration of invasive mechanical ventilation was not significantly different between groups (numerically shorter in remdesivir recipients than placebo recipients). 22 (14%) of 158 patients on remdesivir died versus ten (13%) of 78 on placebo. There was no signal that viral load decreased differentially over time between remdesivir and placebo groups. Adverse events were reported in 102 (66%) of 155

in ClinicalTrials.gov & EUdraCT

keine weiteren beendeten Studien

**Sept 2020:
keine weiteren beendeten Studien**

Ergebnisse der Studien:

**Wang (Hubei/ China):
frühzeitig beendet wegen Mangel an Pts.**

**237 (statt 453) Pts.
ITT-Analyse
RDV iv 10 Tage**

**primärer Endpunkt:
klinische Verbesserung
innerhalb von 28 Tagen:**

kein stat. signifikanter Unterschied

**keine Hinweise auf
Reduktion der Viruslast**

**AE 66%
frühzeitige Beendigung
wegen AE 12%**

remdesivir recipients versus 50 (64%) of 78 placebo recipients. Remdesivir was stopped early because of adverse events in 18 (12%) patients versus four (5%) patients who stopped placebo early (Table 3.1-1).

At May 22, 2020 Beigel et al. [54] published the preliminary report, on which the data and safety monitoring board recommended early unblinding of the results on the basis of findings from an analysis that showed shortened time to recovery in the remdesivir group. It is an ongoing double-blind, randomized, placebo-controlled trial of intravenous remdesivir in adults hospitalized with Covid-19 with evidence of lower respiratory tract involvement (NCT04280705). 1059 patients were randomly assigned to receive either remdesivir (200 mg loading dose on day 1, followed by 100 mg daily for up to 9 additional days) or placebo for up to 10 days. The primary outcome was the time to recovery, defined by either discharge from the hospital or hospitalization for infection-control purposes only. Those patients who received remdesivir had a median recovery time of 11 days (95% confidence interval [CI], 9 to 12), as compared with 15 days (95% CI, 13 to 19) in those who received placebo (rate ratio for recovery, 1.32; 95% CI, 1.12 to 1.55; $P < 0.001$). As authors stated, the primary outcome of the current trial was changed with protocol version 3 on April 2, 2020, from a comparison of the eight-category ordinal scale scores on day 15 to a comparison of time to recovery up to day 29 (as emerging data suggested that Covid-19 had a more protracted course than was previously known, which aroused concern that a difference in outcome after day 15 would have been missed by a single assessment at day 15), proposed by statisticians who had no knowledge of outcome data. The original primary outcome became the key secondary end point. The odds of improvement in the ordinal scale score were statistically significant higher in the remdesivir group, as determined by a proportional odds model at the day 15 visit, than in the placebo group (odds ratio for improvement, 1.50; 95% CI, 1.18 to 1.91; $P = 0.001$; 844 patients).

The difference between the groups related to mortality was not statistically significant; the Kaplan-Meier estimates of mortality by 14 days were 7.1% with remdesivir and 11.9% with placebo (hazard ratio for death, 0.70; 95% CI, 0.47 to 1.04).

Serious adverse events (SAE) were reported for 114 of the 541 patients in the remdesivir group who underwent randomization (21.1%) and 141 of the 522 patients in the placebo group who underwent randomization (27.0%). Grade 3 or 4 adverse events occurred in 156 patients (28.8%) in the remdesivir group and in 172 in the placebo group (33.0%) (Table 3.1-2 continued).

The Living Systematic Review with Meta-Analysis (MA), related to these two RCTs, with the Summary of findings table (https://covid-nma.com/living_data/index.php) is provided in table 3.1-3. In the MA, there was a statistically significant reduction in the incidence of WHO progression score level 6 or above at days 14 to 28 with remdesivir compared with placebo (2 RCTs, $n = 1299$: RR 0.76, 95% CI 0.62 to 0.93, I² 0%; high certainty), and the incidence of WHO progression score level 7 or above at days 14 to 28 (2 RCTs, $n = 1299$: RR 0.73, 95% CI 0.58 to 0.91, I² 0%; high certainty). Also, there were statistically significantly fewer serious adverse events (not clearly defined in the studies) with remdesivir compared with placebo (2 RCTs, $n = 1296$: RR 0.77, 95% CI 0.63 to 0.94, I² 0%; moderate certainty).

Beigel (USA, UK, DK...):

**1.059 Pts
RDV iv 10 Tage**

**frühzeitige Entblindung
wegen verkürzter Zeit zu
Verbesserung (primärer
Endpunkt)**

**11 vs. 15 Tage
(Daten von 844 Pts.)**

**kein stat. signifikant
Unterschied bei Mortalität**

**kein Unterschied
bei SAE**

Metaanalyse:

**stat. signifikante
Reduktion in WHO
progression score mit RDV**

**stat. significant weniger
SAE mit RDV**

Table 3.1-1: Publications on clinical trials on product remdesivir

Author, year [Reference]	*Wang et al. 2020 [64]
Country	China
Sponsor/Funding	Chinese Academy of Medical Sciences Emergency Project of COVID-19, National Key Research and Development Program of China, the Beijing Science and Technology Project
Study design	Randomised, double-blind, placebo-controlled, multicentre trial NCT04257656
Number of pts	237 (RDV n=158, Placebo n=79)
Intervention/Product	Remdesivir (200 mg on day 1 followed by 100 mg on days 2–10 in single daily infusions)
Comparator	Placebo (same volume of placebo infusions for a total of 10 days)
Inclusion criteria	Men and non-pregnant women with COVID-19 who were aged at least 18 years and were RT-PCR positive for SARS-CoV-2, had pneumonia confirmed by chest imaging, had oxygen saturation of 94% or lower on room air or a ratio of arterial oxygen partial pressure to fractional inspired oxygen of 300 mm Hg or less, and were within 12 days of symptom onset
Exclusion criteria	Pregnancy or breast feeding; hepatic cirrhosis; alanine aminotransferase or aspartate aminotransferase more than five times the upper limit of normal; known severe renal impairment (estimated glomerular filtration rate <30 mL/min per 1.73 m ²) or receipt of continuous renal replacement therapy, haemodialysis, or peritoneal dialysis; possibility of transfer to a non-study hospital within 72 h; and enrolment into an investigational treatment study for COVID-19 in the 30 days before screening
Pts pretreated + previous treatment	Use of other treatments, including lopinavir–ritonavir, was permitted
Mean age of patients, yrs (SD)	RDV group (66.0); Placebo (64.0)
Sex % male (% female)	RDV group (56.0 m vs 44 f); Placebo (65.0 m vs 35 f)
Follow-up (days)	Up to 28 days
Clinical status	Most patients were in category 3 of the six-point ordinal scale of clinical status at baseline
Loss to follow-up, n (%)	One patient in the placebo group withdrew their previously written informed consent after randomisation (158 and 78 patients were included in the ITT population)
Efficacy outcomes	
Overall survival (OS), n (%)	28-day mortality: 22 [14%] died in the remdesivir group vs 10 (13%) in the placebo group; difference 1.1% [95% CI –8.1 to 10.3]
Time to clinical improvement	RDV group: median 21.0 days [IQR 13.0–28.0] vs 23.0 days [15.0–28.0] in placebo group; HR 1.23 [95% CI 0.87–1.75]
Other efficacy outcomes	No statistically significant differences were observed between the two groups in length of oxygen support, hospital length of stay, days from randomisation to discharge, days from randomisation to death and distribution of six-category scale at day 7, day 14, and day 28, and viral load decrease over time
Safety outcomes	
Adverse events (AEs)	RDV group 102 (66%) of 155 patients vs 50 (64%) of 78 in the control group
Serious adverse events (SAEs)	28 (18%) in the remdesivir group vs 20 (26%) in the control group
Discontinuation of study drug due to AEs or SAEs	18 [12%] in the remdesivir group vs four [5%] in the placebo group), among whom seven (5%) were due to respiratory failure or acute respiratory distress syndrome in the remdesivir group

*Study was terminated before attaining the prespecified sample size (237 of the intended 453 patients were enrolled) because the outbreak of COVID-19 was brought under control in China.

Table 3.1-2: Publications on clinical trials on product remdesivir continued

Author, year [Reference]	**Beigel et al. 2020 [54]
Country	United States, Denmark, United Kingdom, Greece, Germany, Korea, Mexico, Spain, Japan, Singapore
Sponsor/Funding	National Institute of Allergy and Infectious Diseases (NIAID), National Institutes of Health (NIH), Bethesda, MD. Trial has been funded in part with federal funds from the NIAID and the National Cancer Institute, NIH, under contract HHSN261200800001E 75N910D00024, task order number 75N91019F00130/75N91020F00010, and by the Department of Defense, Defense Health Program. Trial has been supported in part by the NIAID of the NIH under award numbers UM1AI148684, UM1AI148576, UM1AI148573, UM1AI148575, UM1AI148452, UM1AI148685, UM1AI148450, and UM1AI148689; has also been funded in part by the governments of Japan, Mexico, Denmark, and Singapore; in South Korea received funding from the Seoul National University Hospital; support for the London International Coordinating Centre was also provided by the United Kingdom Medical Research Council (MRC_UU_12023/23).
Study design	Randomised, double-blind, placebo-controlled, multicentre trial NCT04280705
Number of pts	1063 (RDV n=541, Placebo n=522)
Intervention/Product	Remdesivir (200 mg on day 1 followed by 100 mg daily for up to 9 additional days intravenously)
Comparator	Placebo (same volume of placebo for a total of 10 days)
Inclusion criteria	To meet one of the following criteria suggestive of lower respiratory tract infection at the time of enrollment: radiographic infiltrates by imaging study, peripheral oxygen saturation (SpO ₂) ≤94% on room air, or requiring supplemental oxygen, mechanical ventilation, or extracorporeal membrane oxygenation (ECMO); a laboratory-confirmed SARS-CoV-2 infection as determined by a positive reverse transcription, polymerase-chain-reaction (RT-PCR) assay result from any respiratory specimen collected <72 hours prior to randomization (during the study, this criterion was modified due to limitations in testing capacity to also allow a RT-PCR positive specimen that was collected <72 hours prior to randomization if the site was unable to obtain a repeat sample and if the participant had progressive disease consistent with ongoing SARS-CoV-2 infection); agreeing not to participate in another COVID-19 treatment clinical trial through Day 29 and practicing heterosexual abstinence or using study-specified contraception through Day 29 for women of childbearing potential
Exclusion criteria	Having either an alanine aminotransferase (ALT) or an aspartate aminotransferase (AST) > 5 times the upper limit of the normal range; impaired renal function as determined by calculating an estimated glomerular filtration rate (eGFR), or need for hemodialysis or hemofiltration; allergy to study product; pregnancy or breast-feeding; and anticipated discharge from the hospital or transfer to another hospital within 72 hours of enrollment
Pts pretreated + previous treatment	Use of other treatments, including lopinavir–ritonavir or other therapeutic agents (e.g. corticosteroids) was permitted, and should be discontinued on enrollment
Mean age of patients, yrs (SD)	RDV group (58.6); Placebo (59.2)
Sex % male (% female)	RDV group (65.1 m vs 34.9 f); Placebo (63.6 m vs 36.4 f)
Follow-up (days)	29 days
Clinical status	Most patients had severe disease; 25.6% were in category 7 of the ordinal scale; 18.5 in category 6; 39.6 in category 5; 11.9 in category 4
Loss to follow-up, n (%)	The results are preliminary; at D14 all patients did complete their 14 days follow-up and only 391/541 remdesivir patients and 340/522 of the placebo group had completed the trial through day 29.
Efficacy outcomes	
Overall survival (OS), n (%)	14-day mortality: 32 [7.1%] died in the remdesivir group vs 54 (11.9%) in the placebo group; HR 0.70 [95% CI 0.47 to 1.04]
Days to Recovery	RDV group: median 11 days [95% CI 9–12] vs 15 days [13–19.0] in placebo group; Recovery Rate Ratio 1.32 [95% CI 1.12–1.55]

Author, year [Reference]	**Beigel et al. 2020 [54]
Ordinal score at day 15 (±2 days)	The odds of improvement in the ordinal scale score were statistically significant higher in the remdesivir group, as determined by a proportional odds model at the day 15 visit, than in the placebo group (odds ratio for improvement, 1.50; 95% CI, 1.18 to 1.91; P=0.001; 844 patients)
Safety outcomes	
Grade 3 or 4 Adverse events (AEs)	RDV group 156 (28.8%) vs 172 (33.0%) in the control group
Serious adverse events (SAEs)	114 (21.1%) in the remdesivir group vs 141 (27%) in the control group
Discontinuation of study drug due to AEs or SAEs	38 in the remdesivir group vs 37 in the placebo group

**Preliminary report from the 1059 patients (538 assigned to remdesivir and 521 to placebo)

Table 3.1-3: Summary of findings table on remdesivir (2 RCTs: Wang, Beigel) - https://covid-nma.com/living_data/index.php

Summary of findings:						
Remdesivir compared to Placebo for Moderate/Severe COVID-19						
Patient or population: Moderate/Severe COVID-19						
Setting: Worldwide						
Intervention: Remdesivir						
Comparison: Placebo						
Outcomes	Anticipated absolute effects* (95% CI)		Relative effect (95% CI)	No of participants (studies)	Certainty of the evidence (GRADE)	Comments
	Risk with Placebo	Risk with Remdesivir				
Incidence of viral negative conversion D7	385 per 1.000	404 per 1.000 (281 to 585)	RR 1.05 (0.73 to 1.52)	196 (1 RCT)	⊕○○○ VERY LOW a,b,c	
Incidence of clinical improvement D7	26 per 1.000	25 per 1.000 (5 to 135)	RR 0.99 (0.18 to 5.27)	236 (1 RCT)	⊕○○○ VERY LOW b,d	
Incidence of clinical improvement D14-D28	577 per 1.000	652 per 1.000 (525 to 813)	RR 1.13 (0.91 to 1.41)	236 (1 RCT)	⊕⊕○○ LOW b,c	
Incidence of WHO progression score (level 6 or above D7)	205 per 1.000	267 per 1.000 (160 to 441)	RR 1.30 (0.78 to 2.15)	236 (1 RCT)	⊕⊕○○ LOW b,c	
Incidence of WHO progression score (level 6 or above D14-D28)	260 per 1.000	198 per 1.000 (161 to 242)	RR 0.76 (0.62 to 0.93)	1299 (2 RCTs)	⊕⊕⊕⊕ HIGH	
Incidence of WHO progression score (level 7 or above D7)	103 per 1.000	102 per 1.000 (45 to 227)	RR 0.99 (0.44 to 2.21)	236 (1 RCT)	⊕⊕○○ LOW b,c	
Incidence of WHO progression score (level 7 or above D14-D28)	233 per 1.000	170 per 1.000 (135 to 212)	RR 0.73 (0.58 to 0.91)	1299 (2 RCTs)	⊕⊕⊕⊕ HIGH	

All-cause mortality D7	51 per 1.000	63 per 1.000 (21 to 195)	RR 1.23 (0.40 to 3.81)	236 (1 RCT)	⊕⊕○○ LOW ^{b,c}
All-cause mortality D14-D28	107 per 1.000	79 per 1.000 (43 to 146)	RR 0.74 (0.40 to 1.37)	1299 (2 RCTs)	⊕⊕○○ LOW ^{e,f}
Adverse events D14-D28	641 per 1.000	660 per 1.000 (538 to 808)	RR 1.03 (0.84 to 1.26)	233 (1 RCT)	⊕⊕⊕○ MODERATE ^{g,h}
Serious adverse events D14-D28	268 per 1.000	207 per 1.000 (169 to 252)	RR 0.77 (0.63 to 0.94)	1296 (2 RCTs)	⊕⊕⊕○ MODERATE ^a

*The risk in the intervention group (and its 95% confidence interval) is based on the assumed risk in the comparison group and the **relative effect** of the intervention (and its 95% CI).

CI: Confidence interval; RR: Risk ratio

GRADE Working Group grades of evidence

High certainty: We are very confident that the true effect lies close to that of the estimate of the effect

Moderate certainty: We are moderately confident in the effect estimate: The true effect is likely to be close to the estimate of the effect, but there is a possibility that it is substantially different

Low certainty: Our confidence in the effect estimate is limited: The true effect may be substantially different from the estimate of the effect

Very low certainty: We have very little confidence in the effect estimate: The true effect is likely to be substantially different from the estimate of effect

Explanations

- a. Risk of bias downgraded by 1 level: some concerns regarding deviations from intended interventions and missing outcome data
- b. Indirectness downgraded by 1 level: single study from a single country, therefore results in this population might not be generalizable to other settings
- c. Imprecision downgraded by 1 level: due to wide confidence interval consistent with the possibility for benefit and the possibility for harm and low number of participants
- d. Imprecision downgraded by 2 levels: due to very wide confidence interval consistent with the possibility for benefit and the possibility for harm and low number of participants
- e. Inconsistency downgraded by 1 level: I²=58.14%
- f. Imprecision downgraded by 1 level: due to wide confidence interval consistent with the possibility for benefit and the possibility for harm
- g. Indirectness not downgraded: we presume that adverse event rate is not specific to a certain setting
- h. Imprecision downgraded by 1 level: low number of participants

On May 27, 2020 Goldman et al. [63] published the results from the randomized, open-label, phase 3 trial involving hospitalized patients with confirmed SARS-CoV-2 infection, oxygen saturation of 94% or less while they were breathing ambient air, and radiologic evidence of pneumonia (NCT04292899). 397 patients were randomly assigned in a 1:1 ratio to receive intravenous remdesivir for either 5 days or 10 days. All patients received 200 mg of remdesivir on day 1 and 100 mg once daily on subsequent days. The primary end point was clinical status on day 14, assessed on a 7-point ordinal scale. Trial did not show a significant difference between a 5-day course and a 10-day course of remdesivir. After adjustment for baseline clinical status, patients in the 10-day group had a distribution in clinical status at day 14 that was similar to that among patients in the 5-day group ($P=0.14$). The most common adverse events were nausea (9% of patients), worsening respiratory failure (8%), elevated alanine aminotransferase level (7%), and constipation (7%). The absence of a control group in this study did not permit an overall assessment of the efficacy of remdesivir (Table 3.1-4 continued).

**Goldman (USA, IT, SP...)
RCT, open-label
397 Pts.**

**Vergleich von 5 vs. 10
Tagen RDV**

**primärer Endpunkt:
klinischer Status
am Tag 14**

**kein stat. signifikanter
Unterschied**

Table 3.1-4: Publications on clinical trials on product remdesivir continued

Author, year [Reference]	Goldman et al. 2020 [63]
Country	United States, Italy, Spain, Germany, Hong Kong, Singapore, South Korea, and Taiwan
Sponsor/Funding	Chinese Academy of Medical Sciences Emergency Project of COVID-19, National Key Research and Development Program of China, the Beijing Science and Technology Project
Study design	Randomised, open-label, phase 3, multicentre trial (RDV 5-Day and 10-Day groups) NCT04292899
Number of pts	402 (RDV n=158, Placebo n=79) RDV group 5-Day (n=202); RDV group 10-Day (n=200)
Intervention/Product	200 mg of remdesivir on day 1, followed by 100 mg of remdesivir once daily for the subsequent 4 or 9 days
Comparator	No control group
Inclusion criteria	At least 12 years of age who had SARS-CoV-2 infection confirmed by polymerase-chain-reaction assay within 4 days before randomization; had radiographic evidence of pulmonary infiltrates and either had oxygen saturation of 94% or less while they were breathing ambient air or were receiving supplemental oxygen
Exclusion criteria	Patients who were receiving mechanical ventilation and extracorporeal membrane oxygenation (ECMO) at screening were excluded, as were patients with signs of multiorgan failure; alanine aminotransferase (ALT) or aspartate aminotransferase (AST) levels greater than 5 times the upper limit of the normal range or estimated creatinine clearance of less than 50 ml per minute (by the Cockcroft–Gault formula; Patients receiving concurrent treatment (within 24 hours before the start of trial treatment) with other agents with putative activity against Covid-19
Pts pretreated + previous treatment	Not permitted
Mean age of patients, yrs (SD)	RDV group 5-Day (61.0); RDV group 10-Day (62.0)
Sex % male (% female)	RDV group 5-Day (60.0 m vs 40 f); RDV group 10-Day (68.0 m vs 32 f)
Follow-up (days)	Up to 14 days
Clinical status	Greater proportions of patients in the 10-day group were in the two highest disease severity groups (patients in the 10-day group had significantly worse clinical status than those in the 5-day group (p=0.02)
Loss to follow-up, n (%)	Of the 200 patients in the 5-day group, 172 (86%) completed the course of trial treatment; of the 197 patients in the 10-day group, 86 (44%) completed the course of treatment
Efficacy outcomes	
Overall survival (OS), n (%)	No patient in the 5-day group stopped treatment because of death; in 10-day group: death (12 [6%])
Clinical status assessed on day 14 on a 7-point ordinal scale	RDV 5-day group vs RDV 10-day group, p=0.14
Other efficacy outcomes	No statistically significant differences were observed between the two groups in Time to clinical improvement, Clinical improvement, Time to recovery, Recovery, Time to modified recovery, Modified recovery
Safety outcomes	
Adverse events (AEs)	RDV 5-day group 70% vs RDV 10-day group 74%
Serious adverse events (SAEs)	RDV 5-day group 21% vs RDV 10-day group 35%
AEs grade 3 or higher	Patients experiencing any adverse event of grade 3 or higher: 30% in the 5-day group and 43% in the 10-day group
Discontinuation of study drug due to AEs or SAEs	RDV 5-day group 4% vs RDV 10-day group 10%

One new RCT peer-reviewed article has been published as of September 10 2020. Spinner et al. 2020 [65] published results from a randomised, open-label, phase 3 trial (NCT04292730) performed on hospitalised patients with moderate COVID-19 pneumonia (pulmonary infiltrates and room-air oxygen saturation >94%) enrolled from March 15 through April 18, 2020, at 105 hospitals in the United States, Europe, and Asia. The primary end point was clinical status on day 11 on a 7-point ordinal scale ranging from death (category 1) to discharged (category 7). Patients were randomized in a 1:1:1 ratio to receive a 10-day course of remdesivir (n = 197), a 5-day course of remdesivir (n = 199), or standard care (n = 200). Remdesivir was dosed intravenously at 200 mg on day 1 followed by 100 mg/d.

Among 596 patients who were randomized, 584 began the study and received remdesivir or continued standard care and 533 (91%) completed the trial. Median length of treatment was 5 days for patients in the 5-day remdesivir group and 6 days for patients in the 10-day remdesivir group. On day 11, patients in the 5-day remdesivir group had statistically significantly higher odds of a better clinical status distribution than those receiving standard care (odds ratio, 1.65; 95% CI, 1.09-2.48; p=0.02). The clinical status distribution on day 11 between the 10-day remdesivir and standard care groups was not significantly different (p=0.18 by Wilcoxon rank sum test).

There were no significant differences between the 5-day or 10-day remdesivir groups and standard care for any of the exploratory end points—time to 2-point or greater improvement in clinical status, time to 1-point or greater improvement in clinical status, time to recovery, time to modified recovery, and time to discontinuation of oxygen support. There were no significant differences between the remdesivir and standard care groups in duration of oxygen therapy or hospitalization. The KaplanMeier estimates of all-cause mortality at day 28 were 1% (95% CI, 0.0%-2.6%) for the 5-day remdesivir group (log-rank p=0.43 vs standard care), 2% (95% CI, 0.0%-3.6%) for the 10-day remdesivir group (log-rank p=0.72 vs standard care), and 2% (95% CI, 0.1%-4.1%) for the standard care group.

Adverse events were experienced by 51% of patients in the 5-day remdesivir group, 59% in the 10-day remdesivir group, and 47% in the standard care group. The difference in proportions between the 5-day remdesivir group and standard care was not statistically significant (4.8%; 95% CI, -5.2% to 14.7%; p=0.36), but the difference between the 10-day remdesivir group and standard care was significant (12.0%; 95% CI, 1.6%-21.8%; p=0.02). Nausea (10% vs 3%), hypokalemia (6% vs 2%), and headache (5% vs 3%) were more frequent among remdesivir-treated patients compared with standard care.

Serious adverse events were less common in the remdesivir groups (5% in both) than in the standard care group (9%), differences of -4.3% (95% CI, -9.7% to 0.9%; p=0.11) for the 5-day remdesivir group vs standard care and -3.8% (95% CI, -9.3% to 1.4%; p=0.17) for the 10-day remdesivir group vs standard care. All 9 deaths through day 28 (2 [1%] in the 5-day remdesivir group, 3 [2%] in the 10-day remdesivir group, and 4 [2%] in the standard care group) occurred in patients aged 64 years or older, and none was attributed to remdesivir treatment.

Authors concluded that among patients with moderate COVID-19, those randomized to a 10-day course of remdesivir did not have a statistically significant difference in clinical status compared with standard care at 11 days after initiation of treatment. Patients randomized to a 5-day course of remdesivir had a statistically significant difference in clinical status compared

1 RCT veröffentlicht: USA, Europa, Asien

5-Tage vs 10-Tage vs. SOC

596 Pts

kein signifikanter Unterschied zwischen 5 vs. 10Tage vs. SOC

AE signifikanter Unterschied zwischen 10 Tage vs. SOC zu Ungunsten von Remdesivir

SAE häufiger in SOC Gruppe

Schlussfolgerungen der Autor*innen: 5-Tage Remdesivir besser als SOC, aber klinische Relevanz ist ungewiß

with standard care, but the difference was of uncertain clinical importance (Table 3.1-5 continued).

Table 3.1-5: Publications on clinical trials on product remdesivir continued

Author, year [Reference]	Spinner et al. 2020 [65]
Country	United States, Europe, and Asia
Sponsor/Funding	Gilead Sciences
Study design	NCT04292730
Number of pts	596 patients who were randomized, 584 began the study and received remdesivir or continued standard care and 533 (91%) completed the trial
Intervention/Product	10-day course of remdesivir (n = 197), a 5-day course of remdesivir (n = 199; Remdesivir was dosed intravenously at 200 mg on day 1 followed by 100 mg/d
Comparator	Standard care (n = 200)
Inclusion criteria	Hospitalized patients with SARS-CoV-2 infection confirmed by polymerase chain reaction assay within 4 days of randomization and moderate COVID-19 pneumonia (defined as any radiographic evidence of pulmonary infiltrates and oxygen saturation >94% on room air)
Exclusion criteria	Patients with alanine aminotransferase or aspartate aminotransferase greater than 5 times the upper limit of normal or creatinine clearance of less than 50 mL/min
Pts pretreated + previous treatment	Not reported
Mean age of patients, yrs (SD)	57 [interquartile range, 46-66] years
Sex % male (% female)	227 [39%] women
Follow-up (days)	28 days
Clinical status	Moderate COVID-19
Loss to follow-up, n (%)	12 randomized patients did not receive treatment: 8 withdrew consent, 3 had protocol violations, and 1 was withdrawn by investigator discretion; 533 (91%) completed the trial through day 28; Of 191 patients in the 5-day remdesivir group, 145 (76%) completed the assigned treatment duration (median, 5 doses; range, 1-5): reasons for discontinuing treatment included hospital discharge (35 patients [18%]), withdrawal of consent (5 [3%]), and adverse events (4 [2%]). Of the 193 patients in the 10-day remdesivir group, 73 (38%) completed the assigned treatment duration; the median number of doses for the group was 6 (range, 1-10): reasons for discontinuing treatment included hospital discharge (98 patients [51%]), adverse events (8 [4%]), and withdrawal of consent (6 [3%]).
Efficacy outcomes	
Overall survival (OS), n (%)	At day 28 were 1% (95% CI, 0.0%-2.6%) for the 5-day remdesivir group (log-rank p=0.43 vs standard care), 2% (95% CI, 0.0%-3.6%) for the 10-day remdesivir group (log-rank p=0.72 vs standard care), and 2% (95% CI, 0.1%-4.1%) for the standard care group
Clinical status on day 11 on a 7-point ordinal scale ranging from death (category 1) to discharged (category 7)	On day 11, patients in the 5-day remdesivir group: statistically significantly higher odds of a better clinical status distribution vs standard care (odds ratio, 1.65; 95% CI, 1.09-2.48; p=0.02). The clinical status distribution on day 11 between the 10-day remdesivir vs standard care groups: not significantly different (p=0.18 by Wilcoxon rank sum test).
Other efficacy outcomes	No significant differences between the 5-day or 10-day remdesivir groups and standard care for any of the exploratory end points—time to 2-point or greater improvement in clinical status, time to 1-point or greater improvement in clinical status, time to recovery, time to modified recovery, and time to discontinuation of oxygen support; no significant differences between the remdesivir and standard care groups in duration of oxygen therapy or hospitalization
Safety outcomes	

Author, year [Reference]	Spinner et al. 2020 [65]
Adverse events (AEs)	51% of patients in the 5-day remdesivir group, 59% in the 10-day remdesivir group, and 47% in the standard care group. The difference in proportions between the 5-day remdesivir group and standard care was not statistically significant (4.8%; 95% CI, -5.2% to 14.7%; p=0.36). The difference between the 10-day remdesivir group and standard care was significant (12.0%; 95% CI, 1.6%-21.8%; p=0.02). Nausea (10% vs 3%), hypokalemia (6% vs 2%), and headache (5% vs 3%) were more frequent among remdesivir-treated patients compared with standard care.
Serious adverse events (SAEs)	Less common in the remdesivir groups (5% in both) than in the standard care group (9%), differences of -4.3% (95% CI, -9.7% to 0.9%; p=0.11) for the 5-day remdesivir group vs standard care and -3.8% (95% CI, -9.3% to 1.4%; p=0.17) for the 10-day remdesivir group vs standard care. All 9 deaths through day 28 (2 [1%] in the 5-day remdesivir group, 3 [2%] in the 10-day remdesivir group, and 4 [2%] in the standard care group) occurred in patients aged 64 years or older, and none was attributed to remdesivir treatment.
Discontinuation of study drug due to AEs or SAEs	10-day remdesivir 8 (4%); 5-day remdesivir 4 (2%); standard care NA

3.2 Lopinavir + Ritonavir (Kaletra®)

About the drug under consideration

Lopinavir and ritonavir are human immunodeficiency virus (HIV) protease inhibitors that are originally used in combination to treat HIV infection. Concerning HIV, they work by decreasing the amount of HIV in the blood. An increased amount of lopinavir can be detected in the body resulting from the treatment combination of both substances [23, 66]. The combination therapy of lopinavir and ritonavir (Kaletra) has been approved by the American Food and Drug Administration (FDA) since 15.09.2000 and by the European Medicines Agency (EMA) since 19.03.2001 as an HIV medicine to treat adults and pediatric patients (14 days and older) with HIV-1 infection.

On July 4, 2020 WHO accepted the recommendation from the Solidarity Trial's International Steering Committee to discontinue the trial's lopinavir/ritonavir arms, <https://www.who.int/news-room/detail/04-07-2020-who-discontinues-hydroxychloroquine-and-lopinavir-ritonavir-treatment-arms-for-covid-19>. The Solidarity Trial was established by WHO to find an effective COVID-19 treatment for hospitalized patients. The International Steering Committee formulated the recommendation in light of the evidence for lopinavir/ritonavir vs standard-of-care from the Solidarity trial interim results, and from a review of the evidence from all trials presented at the 1-2 July WHO Summit on COVID-19 research and innovation. Interim trial results show that lopinavir/ritonavir produce little or no reduction in the mortality of hospitalized COVID-19 patients when compared to standard of care. This decision applies only to the conduct of the Solidarity trial in hospitalized patients and does not affect the possible evaluation in other studies of lopinavir/ritonavir in non-hospitalized patients or as pre- or post-exposure prophylaxis for COVID-19.

The US COVID-19 Treatment Guidelines Panel **recommends against** using the Lopinavir/ritonavir (**AI**) or other HIV protease inhibitors (**AIII**), except in a clinical trial, because of unfavorable pharmacodynamics and because clinical trials have not demonstrated a clinical benefit in patients with COVID-19 [61].

Kombinationstherapie für HIV zugelassen

**Juli 2020:
Zwischenergebnisse im Solidarity Trial zeigen keine Wirksamkeit bei hospitalisierten Patient*innen:**

Abbruch des Therapiearms in Solidarity betrifft NICHT: nicht-hospitalisierte Patient*innen

Empfehlungen des US COVID-19 Treatment Guidelines Panel GEGEN Lopinavir/ritonavir

Completed, withdrawn, suspended or terminated studies

Until 09 May 2020, 1 completed RCT (NCT04276688) was found in ClinicalTrials.gov and EudraCT registers. Details are written in Table 3.2-1. The completed RCT (NCT04276688) was conducted in Hong Kong, and its results are written in part 3.14 (Combination therapy), since this is a triple combination of interferon beta-1b, lopinavir-ritonavir, and ribavirin, compared with lopinavir-ritonavir alone.

The search in two clinical trial registers (ClinicalTrials.gov and EudraCT) on 08/06/2020 yielded no additional completed study on the safety and efficacy of RVD in COVID-19 patients. No suspended, but one terminated RCT was found (NCT04307693), comparing lopinavir/ritonavir with active comparator hydroxychloroquine, and no such intervention in control group. The reason for earlier termination is no patients were further enrolled since mid-Apr 2020.

The search in two clinical trial registers (ClinicalTrials.gov and EudraCT) on 06/07/2020 yielded no additional completed study on the safety and efficacy of RVD in COVID-19 patients. No suspended or terminated, but one withdrawn RCT (NCT04409483, TRASCOV) in Niger (comparing lopinavir/ritonavir with standard of care) was found; the reason was epidemic dynamics. No additional completed, withdrawn, suspended and terminated studies were found until September 12, 2020.

Results of publications

As of June 08, 2020 only two RCT publications [67] [68] on the effectiveness and safety of lopinavir in combination with ritonavir could be identified, in adults hospitalised with severe Covid-19 (clinical trial ChiCTR2000029308) and with mild-moderate Covid-19 (NCT04252885). In the study with severe Covid-19 (ChiCTR2000029308), 199 patients were randomly assigned to lopinavir/ritonavir (n=99) or standard therapies (n=100) including supplemental oxygen, noninvasive and invasive ventilation, antibiotic agents, vasopressor support, renal-replacement therapy, and extracorporeal membrane oxygenation (ECMO) as necessary. Treatment with lopinavir/ritonavir was not associated with a statistically significant difference from standard care in the time to clinical improvement (HR 1.31; 95% CI 0.95-1.85, p=0.09) and the 28-day mortality (19.2% vs. 25.0%, difference -5.8 percentage points; 95% CI -17.3 to 5.7, p=not reported). The percentages of patients with clinical improvement of two points on the 7-category ordinal scale at day 28 (78.8 vs. 70.0, difference 8.8 percentage points, 95% CI -3.3-20.9, p=NR) and with detectable viral RNA at various time points were similar between the two study groups. Concerning all adverse events that occurred during the follow-up of 28 days, gastrointestinal events were more common in the lopinavir/ritonavir group, however, severe adverse events were more frequently reported in the standard therapy group. Overall, no clinical benefit could be observed with lopinavir/ritonavir treatment beyond standard care in hospitalised adult patients with severe Covid-19. Detailed information about the study results is presented in Table 3.2-1. Details related to RCT number NCT04276688 are written in Section 3.14, related to Combination therapy.

1 abgeschlossener RCT (China)

1 abgebrochener RCT (Südkorea) wegen Mangel an Pts

keine weiteren Studien

2 Publikationen zu RCTs: Pts mit schwerer und mit mild-moderater Erkrankung

Cao (China):

schwere Erkrankung: kein stat. signifikanter Unterschied in klinischer Verbesserung und Mortalität

SAE häufiger in Kontrollgruppe

Another published RCT by Yueping et al. 2020 (NCT04252885) [68] was an exploratory randomised (2:2:1) controlled trial, conducted in China, with aim to assess the efficacy and safety of lopinavir/ritonavir or arbidol monotherapy in 86 patients with mild/moderate COVID-19. 34 of them assigned to lopinavir/ritonavir; 35 to arbidol and 17 with no antiviral medication as control, with follow-up of 21 days. The rate of positive-to-negative conversion of SARS-CoV-2 nucleic acid, as the primary endpoint, was similar between groups (all $p > 0.05$) and there were no differences between groups in the secondary endpoints, the rates of antipyresis, cough alleviation, or improvement of chest CT at days 7 or 14 (all $p > 0.05$). At day 7, eight (23.5%) patients in the LPV/r group, 3 (8.6%) in the arbidol group and 2 (11.8%) in the control group showed a deterioration in clinical status from moderate to severe/critical ($p = 0.206$). Related to adverse events, 12 (35.3%) patients in the lopinavir/ritonavir group and 5 (14.3%) in the arbidol group experienced adverse events during the follow-up period, and no AE occurred in the control group.

The Living Systematic Review, related to these two RCTs mentioned above, Cao et al. 2020 and Yueping et al. 2020, with Summary of finding table (https://covid-nma.com/living_data/index.php) is provided in table 3.2-2.

No new RCT peer-reviewed articles have been published as of August 15, 2020.

On 29/06/2020 news related to the preliminary results related to lopinavir/ritonavir arm from the RECOVERY Trial were found, <https://www.recoverytrial.net/news/no-clinical-benefit-from-use-of-lopinavir-ritonavir-in-hospitalised-covid-19-patients-studied-in-recovery>. The independent Data Monitoring Committee conducted a routine review of the emerging data and recommended that the chief investigators be unblinded to the results for the lopinavir-ritonavir arm; the trial Steering Committee concluded that there is no beneficial effect of lopinavir-ritonavir in patients hospitalised with COVID-19 and closed randomisation to that treatment arm.

A total of 1596 patients were randomised to lopinavir-ritonavir vs 3376 patients randomised to usual care alone (4% patients required invasive mechanical ventilation when they entered the trial, 70% required oxygen alone, and 26% did not require any respiratory intervention). No significant difference was found in the primary endpoint of 28-day mortality (22.1% lopinavir-ritonavir vs. 21.3% usual care; relative risk 1.04 [95% confidence interval 0.91-1.18]; $p = 0.58$); the results were consistent in different subgroups of patients. No evidence of beneficial effects was found also on the risk of progression to mechanical ventilation or length of hospital stay. Investigators could not make conclusions about the effectiveness in mechanically ventilated patients as they were unable to study a large number of patients on invasive mechanical ventilation due to difficulty administering the drug to patients on ventilators.

The University of Oxford, the WHO and INSERM publicly announced that the lopinavir-ritonavir (Kaletra) arms of the RECOVERY, SOLIDARITY and DISCOVERY studies in adults hospitalized with severe COVID-19 will be stopped given the data showed no beneficial effect [69].

Data related to a Chinese RCT [70] with three arms including 89 patients evaluated the effect of Novaferon ($n = 30$), Lopinavir/Ritonavir ($n = 29$) and Novaferon + Lopinavir/Ritonavir ($n = 30$) in COVID-19 patients [69, 71] can be found in Section 3.14 related to the Combination therapy.

Yueping (China):

**mild/moderate
Erkrankung:**

**keine Unterschiede
zwischen den Gruppen**

**AE häufiger in
Interventionsgruppe**

**keine weiteren
Publikation**

**Ende Juni 2020: vorläufige
Ergebnisse im Recovery
Trial zeigen keine
Wirksamkeit bei
hospitalisierten
Patient*innen**

Therapiearm beendet

**kein Unterschied bei
Mortalität sowie bei
Progression zur
künstlichen Beatmung
oder bei Dauer des
Spitalsaufenthalts**

**Studienarme von
Recovery, Solidarity,
Discovery abgebrochen**

Table 3.2-1: Publication on clinical trial on lopinavir plus ritonavir (Kaletra®)

Author, year [Reference]	Cao et al. 2020 [67]
Country	China
Sponsor	Major Projects of National Science and Technology on New Drug Creation and Development, the Chinese Academy of Medical Sciences (CAMS) Emergency Project of Covid-19 and a National Science Grant for Distinguished Young Scholars
Study design	Open-label, individually randomised, controlled trial
Number of pts	199 (99 vs. 100)
Intervention/Product	Lopinavir (400mg) + ritonavir (100mg) twice daily + standard care for 14 days
Comparator	Standard care (as necessary): supplemental oxygen, noninvasive and invasive ventilation, antibiotic agents, vasopressor support, renal-replacement therapy, and extracorporeal membrane oxygenation (ECMO)
Inclusion criteria	<ul style="list-style-type: none"> - Male and nonpregnant woman ≥ 18 years of age - Positive reverse-transcriptase-polymerase chain-reaction (RT-PCR) assay (Shanghai ZJ Bio-Tec or Sansre Biotech) for SARS-CoV-2 <ul style="list-style-type: none"> - Pneumonia confirmed by chest imaging - Oxygen saturation (Sao₂) of 94% or less while breathing ambient air or a ratio of the partial pressure of oxygen (Pao₂) to the fraction of inspired oxygen (Fio₂) (Pao₂:Fio₂) at or below 300 mg Hg
Exclusion criteria	<ul style="list-style-type: none"> - Physician decision that involvement in the trial was not in the patient's best interest - Presence of any condition that would not allow the protocol to be followed safely <ul style="list-style-type: none"> - Known allergy or hypersensitivity to lopinavir/ ritonavir - Known severe liver disease - Use of medications that are contra indicated with lopinavir/ ritonavir and that could not be replaced or stopped during the trial period <ul style="list-style-type: none"> - Pregnancy or breast-feeding - Known HIV infection, because of concerns about the development of resistance to lopinavir/ ritonavir if used without combining with other antiretrovirals
Pts pretreated +previous treatment	NR
Median age of patients, yrs (range)	Total: 58.0 (49.0-68.0): IG: 58.0 (50.0-68.0) CG: 58.0 (48.0-68.0)
Sex % male (% female)	Total: 60.3 (39.7): IG: 61.6 (38.4) CG: 59.0 (61.0)
Follow-up (days)	7, 14, 28
Loss to follow-up, n (%)	5 vs. 0 <ul style="list-style-type: none"> - 3 died within 24 hours after randomisation. - 2 did not receive lopinavir/ ritonavir because the attending physician refused to describe it.
Outcomes: efficacy	
Overall survival (OS), n (%)	NR
Median time to clinical improvement (days): Time from randomisation to an improvement of two points (from the status at randomisation) on a 7-category ordinal scale (NEWS2 score) OR live discharge from the hospital, whichever came first	ITT population: 16 v. 16, HR 1.31; 95% CI 0.95-1.85, p=0.09 Modified ITT population: 15 vs. 16, HR 1.39, 95% CI 1.00-1.91, p=NR No significant differences were observed when the time to clinical improvement was assessed by NEWS2 score at entry in the ITT population.

Author, year [Reference]	Cao et al. 2020 [67]
Clinical improvement, n (%) <i>Improvement of two points (from the status at randomisation) on a 7-category ordinal scale (NEWS2 score)</i>	ITT population: Day 7: 6 (6.1) vs. 2 (2.0), difference 4.1 percentage points, 95% CI -1.4-9.5, p=NR Day 14: 45 (45.5) vs. 30 (30.0), difference 15.5 percentage points, 95% CI 2.2-28.8, p=NR Day 28: 78 (78.8) vs. 70 (70.0), difference 8.8 percentage points, 95% CI -3.3-20.9, p=NR
Mortality at day 28 (%)	ITT population: 19.2 vs. 25.0, difference -5.8 percentage points; 95% CI -17.3 to 5.7, p=NR Modified ITT population: 16.7 vs. 25.0, difference -8.3 percentage points; 95% CI -19.6 to 3.0, p=NR
Median duration of invasive mechanical ventilation (days)	ITT population: 4 vs. 5, difference -1; 95% CI -4-2, p=NR
Median duration of hospitalisation (days)	ITT population: 14 vs. 16, difference 1; 95% CI 0-2, p=NR
Median time from treatment initiation to death (days)	ITT population: 9 vs. 12, difference -3, 95% -6-2, p=NR
Proportions with viral RNA detection over time (%)	Day 5: 34.5 vs. 32.9 Day 10: 50.0 vs. 48.6 Day 14: 55.2 vs. 57.1 Day 21: 58.6 vs. 58.6 Day 28, 60.3 vs. 58.6
Outcomes: safety	
Serious adverse events (SAE), n	Total: 19 (20.0) vs. 32 (32.3) Respiratory failure or ARDS: 12 (12.6) vs. 27 (27.3) Acute kidney injury: 3 (3.2) vs. 6 (6.1) Secondary infection: 1 (1.1) vs. 6 (6.1) Shock: 2 (2.1) vs. 2 (2.0) Severe anemia: 3 (3.2) vs. 0 (0.0) Acute gastritis: 2 (2.1) vs. 0 (0.0) Hemorrhage of lower digestive tract: 2 (2.1) vs. 0 (0.0) Pneumothorax: 0 (0.0) vs. 2 (2.0) Unconsciousness: 1 (1.1) vs. 0 (0.0) Disseminated intravascular coagulation: 1 (1.1) vs. 1 (1.0) Sepsis: 0 (0.0) vs. 1 (1.0) Acute heart failure: 0 (0.0) vs. 1 (1.0)
Adverse events (AE) that occurred during treatment, n (%) <i>5 most common AEs</i>	Total: 46 (48.4) vs. 49 (49.5) Lymphopenia: 16 (16.8) vs. 12 (12.1) Nausea: 9 (9.5) vs. 0 (0.0) Thrombocytopenia: 6 (6.3) vs. 10 (10.1) Leukopenia: 7 (7.4) vs. 13 (13.1) Vomiting: 6 (6.3) vs. 0 (0.0)
Premature discontinuation of treatment due to AEs, n (%)	13 (13.8)

Abbreviations: ARDS – Acute Respiratory Distress Syndrome, CI – Confidence interval, HR – Hazard ratio, ITT – Intention-to-treat, NR – Not reported

Table 3.2-2: Summary of findings table on lopinavir plus ritonavir (2 RCTs: Cao, Yueping) - https://covid-nma.com/living_data/index.php

Mild to Moderate patients

Summary of findings:						
Lopinavir + Ritonavir compared to Standard Care for Mild/Moderate COVID-19						
Patient or population: Mild/Moderate COVID-19						
Setting: Worldwide						
Intervention: Lopinavir + Ritonavir						
Comparison: Standard Care						
Outcomes	Anticipated absolute effects* (95% CI)		Relative effect (95% CI)	No of participants (studies)	Certainty of the evidence (GRADE)	Comments
	Risk with Standard Care	Risk with Lopinavir + Ritonavir				
Incidence of viral negative conversion D7	412 per 1.000	354 per 1.000 (169 to 733)	RR 0.86 (0.41 to 1.78)	51 (1 RCT)	⊕○○○ VERY LOW ^{a,b}	
WHO Clinical Progression Score (increase in 1 point) - not reported	-	-	-	-	-	outcome not yet measured or reported
Admission in ICU or death - not reported	-	-	-	-	-	outcome not yet measured or reported
Incidence of WHO progression score (level 6 or above) - not reported	-	-	-	-	-	outcome not yet measured or reported
Incidence of WHO progression score (level 7 or above D7)	0 per 1.000	0 per 1.000 (0 to 0)	RR 2.57 (0.13 to 50.76)	51 (1 RCT)	⊕○○○ VERY LOW ^{a,b}	zero events in control group
All-cause mortality D14-D28				51 (1 RCT)	⊕○○○ VERY LOW ^{a,c}	zero events in both groups
Adverse events D14-D28	0 per 1.000	0 per 1.000 (0 to 0)	RR 12.86 (0.81 to 204.97)	51 (1 RCT)	⊕○○○ LOW ^{b,d}	zero events in control group
Serious adverse events D14-D28	0 per 1.000	0 per 1.000 (0 to 0)	RR 1.54 (0.07 to 35.99)	51 (1 RCT)	⊕○○○ LOW ^{b,d}	zero events in control group

*The risk in the intervention group (and its 95% confidence interval) is based on the assumed risk in the comparison group and the relative effect of the intervention (and its 95% CI).

CI: Confidence interval; RR: Risk ratio

GRADE Working Group grades of evidence

High certainty: We are very confident that the true effect lies close to that of the estimate of the effect

Moderate certainty: We are moderately confident in the effect estimate: The true effect is likely to be close to the estimate of the effect, but there is a possibility that it is substantially different

Low certainty: Our confidence in the effect estimate is limited: The true effect may be substantially different from the estimate of the effect

Very low certainty: We have very little confidence in the effect estimate: The true effect is likely to be substantially different from the estimate of effect

Severe patients

Summary of findings:						
Lopinavir + Ritonavir compared to Standard Care for Moderate/Severe COVID-19						
Patient or population: Moderate/Severe COVID-19						
Setting: Worldwide						
Intervention: Lopinavir + Ritonavir						
Comparison: Standard Care						
Outcomes	Anticipated absolute effects* (95% CI)		Relative effect (95% CI)	No of participants (studies)	Certainty of the evidence (GRADE)	Comments
	Risk with Standard Care	Risk with Lopinavir + Ritonavir				
WHO Clinical Progression Score (increase in 1 point) - not reported	-	-	-	-	-	outcome not yet measured or reported
Incidence of WHO progression score (level 6 or above D7)	320 per 1.000	253 per 1.000 (163 to 394)	RR 0.79 (0.51 to 1.23)	199 (1 RCT)	⊕⊕○○ LOW ^{a,b}	
Incidence of WHO progression score (level 6 or above D14-D28)	280 per 1.000	232 per 1.000 (146 to 375)	RR 0.83 (0.52 to 1.34)	199 (1 RCT)	⊕⊕○○ LOW ^{a,b}	
Incidence of WHO progression score (level 7 or above D7)	110 per 1.000	111 per 1.000 (51 to 244)	RR 1.01 (0.46 to 2.22)	199 (1 RCT)	⊕⊕○○ LOW ^{a,b}	
Incidence of WHO progression score (level 7 or above D14-D28)	220 per 1.000	183 per 1.000 (103 to 317)	RR 0.83 (0.47 to 1.44)	199 (1 RCT)	⊕⊕○○ LOW ^{a,b}	
All-cause mortality D14-D28	250 per 1.000	193 per 1.000 (113 to 325)	RR 0.77 (0.45 to 1.30)	199 (1 RCT)	⊕⊕○○ LOW ^{a,b}	
Adverse events D14-D28	490 per 1.000	465 per 1.000 (348 to 622)	RR 0.95 (0.71 to 1.27)	199 (1 RCT)	⊕⊕⊕○ MODERATE ^{b,c}	
Serious adverse events D14-D28	320 per 1.000	192 per 1.000 (118 to 314)	RR 0.60 (0.37 to 0.98)	199 (1 RCT)	⊕⊕⊕○ MODERATE ^{c,d}	

*The risk in the intervention group (and its 95% confidence interval) is based on the assumed risk in the comparison group and the relative effect of the intervention (and its 95% CI).

CI: Confidence interval; RR: Risk ratio

GRADE Working Group grades of evidence

High certainty: We are very confident that the true effect lies close to that of the estimate of the effect

Moderate certainty: We are moderately confident in the effect estimate: The true effect is likely to be close to the estimate of the effect, but there is a possibility that it is substantially different

Low certainty: Our confidence in the effect estimate is limited: The true effect may be substantially different from the estimate of the effect
Very low certainty: We have very little confidence in the effect estimate: The true effect is likely to be substantially different from the estimate of effect

Explanations

- a. Indirectness downgraded by 1 level: single study from a single institution, therefore results in this population might not be generalizable to other settings
- b. Imprecision downgraded by 1 level: due to wide confidence interval consistent with the possibility for benefit and the possibility for harm and low number of participants
- c. We presume that the adverse event rates, and the corresponding relative risks, is similar across diverse settings; therefore not downgraded for indirectness
- d. Imprecision downgraded by 1 level: due to low number of participants

3.3 Favipiravir (Avigan®)

About the drug under consideration

Favipiravir (Avigan®), an antiviral drug, is a new type of RNA-dependent RNA polymerase (RdRp) inhibitor. In addition to its anti-influenza virus activity, favipiravir is capable of blocking the replication of flavi-, alpha-, filo-, bunya-, arena-, noro-, and other RNA viruses and may have antiviral action against Covid-19 disease (caused by SARS-CoV-2, which is a RNA virus) [72, 73].

In 2014, it was approved in Japan for the treatment of novel or re-emerging pandemic influenza virus infections. However, use has been limited to cases, in which other influenza antiviral drugs are not sufficiently effective because favipiravir was only investigated in non-clinical studies in avian influenza A (H5N1 and H7N9) and efficacy against seasonal influenza A or B has not been sufficiently demonstrated. Furthermore, favipiravir was also trialled for treating Ebola; however, evidence on the effectiveness was lacking [72]. Favipiravir (Avigan®) has not been approved by the European Medicines Agency (EMA) or the American Food and Drug Administration (FDA).

The US COVID-19 Treatment Guidelines Panel **recommends against** using the **Lopinavir/ritonavir (AI) or other HIV protease inhibitors (AIII)**, except in a clinical trial, because of unfavorable pharmacodynamics and because clinical trials have not demonstrated a clinical benefit in patients with COVID-19 [61].

Completed, withdrawn, suspended or terminated studies

The search in clinical trials (humans only) in April 2020 yielded one completed multicenter, randomised, open, positive, parallel-controlled clinical study (ChiCTR2000030254).

antivirales Medikament

japanisches Influenza-Medikament (seit 2014),

von EMA / FDA nicht zugelassen

Empfehlungen des US COVID-19 Treatment Guidelines Panel GEGEN jegliche HIV Protease Inhibitoren

1 RCT abgeschlossen

The search in two clinical trial registers (ClinicalTrials.gov and EUdraCT) on 08/06/2020 yielded no additional completed study on the safety and efficacy of favipiravir in COVID-19 patients. No suspended or terminated RCTs were found either.

Juni 2020: keine weiteren Studien abgeschlossen oder beendet registriert

The search in two clinical trial registers (ClinicalTrials.gov and EUdraCT) on 06/07/2020 found one completed RCT (NCT04349241) in Egypt, which assessed the safety and efficacy of favipiravir versus standard of care. No suspended or terminated RCTs were found on the safety and efficacy of favipiravir in COVID-19 patients. No additional completed, nor suspended or terminated RCTs were found until August 15, 2020. One RCT is registered as completed until September 12, 2020 (NCT04542694). It aimed to assess the efficacy and safety of favipiravir compared with the standard of care in 200 hospitalized patients with moderate COVID-19 pneumonia in Russian Federation [16].

**Juli 2020: 1 RCT aus Ägypten
Sept 2020: 1 RCT aus Russland**

Results of publications

As of 12/05/2020, only one publication [74] on the completed RCT (ChiCTR2000030254) about the efficacy and safety of favipiravir, **in comparison with umifenovir**, to treat Covid-19 patients was identified; however, as the publication was available just as pre-print but not yet peer-reviewed, it has not been extracted. Summary of findings table on favipiravir compared to umifenovir (1 RCT: Chen) is presented in Table 3.3-1.

1 Publikation zu RCT Vergleich mit Umifenovir

As of 08/06/2020 one new publication about the efficacy and safety of favipiravir to treat Covid-19 patients could be identified, **in comparison with baloxavir marboxil, and lopinavir + ritonavir or darunavir/cobicistat + umifenovir + interferon-a**, Lou Y, medRxiv, 2020, ChiCTR2000029544 [75]: however, currently the publication is available just as pre-print but not yet peer-reviewed, thus it has not been extracted.

1 weitere Publikation Vergleich mit Baloxavir marboxil

This was an exploratory trial with 3 arms involving hospitalized adult patients with COVID-19. Patients were randomized assigned in a 1:1:1 ratio into baloxavir marboxil group, favipiravir group, and control group. The primary outcome was the percentage of subjects with viral negative by Day 14 and the time from randomization to clinical improvement. Virus load reduction, blood drug concentration and clinical presentation were also observed. The trial was registered with Chinese Clinical Trial Registry (ChiCTR 2000029544). Baloxavir showed antiviral activity in vitro with the half-maximal effective concentration (EC50) of 5.48 μM comparable to arbidol and lopinavir, but favipiravir did not demonstrate significant antiviral activity up to 100 μM . Thirty patients were enrolled. The percentage of patients who turned viral negative after 14-day treatment was 70%, 77%, and 100% in the baloxavir, favipiravir, and control group respectively, with the medians of time from randomization to clinical improvement was 14, 14 and 15 days, respectively. Authors concluded that findings do not support adding either baloxavir or favipiravir under the trial dosages to the existing standard treatment.

30 Pts

**Ergebnisse:
kein Zusatznutzen durch Baloxavir marboxil oder Favipiravir**

Summary of findings table on favipiravir compared to baloxavir marboxil and lopinavir + ritonavir or darunavir/cobicistat + umifenovir + interferon-a (1 RCT: Lou 2020) [69] is presented in Table 3.3-1 continued.

Until August 15, 2020 interim results from an adaptive, multicenter, open label, randomized, phase 2/3 clinical trial (NCT04434248) of AVIFAVIR **versus standard of care** (SOC) in hospitalized patients with moderate COVID-19 pneumonia were published. 60 patients hospitalized with COVID-19 pneumonia were randomized into three treatment groups: AVIFAVIR 1600/600 mg, AVIFAVIR 1800/800 mg, or SOC. Each group comprised 20 patients and all randomized patients constituted safety and intent-to-treat (ITT) analysis sets. AVIFAVIR enabled SARS-CoV-2 viral clearance in 62.5% of patients within 4 days, and was safe and well-tolerated. Based on these interim results, the Russian Ministry of Health granted a conditional marketing authorization to AVIFAVIR, which makes it the only approved oral drug for treatment of moderate COVID-19 to date [76]. No new publications on the completed RCTs were found, as of September 12, 2020.

**AVIFAVIR
Phase 2/3 RCT bei
moderater Covid-19
Erkrankung**

**interim Auswertung
orale Verabreichung in
Russland „conditional“
zugelassen**

Table 3.3-1: Summary of findings table on favipiravir compared to baloxavir marboxil and lopinavir + ritonavir or darunavir/cobicistat + umifenovir + interferon-a (1 RCT: Lou 2020) [69] continued - https://covid-nma.com/living_data/index.php

Summary of findings:

Favipiravir compared to Lopinavir + Ritonavir or Darunavir/Cobicistat + Umifenovir + Interferon-a for Mild/COVID-19

Patient or population: Mild/COVID-19

Setting: Worldwide

Intervention: Favipiravir

Comparison: Lopinavir + Ritonavir or Darunavir/Cobicistat + Umifenovir + Interferon-a

Outcomes	Anticipated absolute effects* (95% CI) Risk with Lopinavir + Ritonavir or Darunavir/Cobicistat + Umifenovir + Interferon-a	Risk with Favipiravir	Relative effect (95% CI)	Nº of participants (studies)	Certainty of the evidence (GRADE)	Comments
Incidence viral negative conversion D7	500 per 1.000	400 per 1.000 (150 to 1.000)	RR 0.80 (0.30 to 2.13)	20 (1 RCT)	⊕○○○ VERY LOW a,b,c	
Incidence clinical Improvement D7	100 per 1.000	200 per 1.000 (21 to 1.000)	RR 2.00 (0.21 to 18.69)	20 (1 RCT)	⊕○○○ VERY LOW b,c,d	
Incidence clinical Improvement D14-D28	500 per 1.000	500 per 1.000 (210 to 1.000)	RR 1.00 (0.42 to 2.40)	20 (1 RCT)	⊕○○○ VERY LOW b,c,d	
Incidence of WHO progression score (level 6 or above D14-D28)				20 (1 RCT)	⊕○○○ VERY LOW b,d,e	zero events in both groups
Incidence of WHO progression score (level 7 or above D14-D28)				20 (1 RCT)	⊕○○○ VERY LOW a,b,e	zero events in both groups
All-cause mortality D7				20 (1 RCT)	⊕○○○ VERY LOW a,b,e	zero events in both groups
All-cause mortality D14-D28				20 (1 RCT)	⊕○○○ VERY LOW a,b,e	zero events in both groups
Adverse events - not reported	-	-	-	-	-	outcome not yet measured or reported
Serious adverse events D14-D28	400 per 1.000	400 per 1.000 (136 to 1.000)	RR 1.00 (0.34 to 2.93)	20 (1 RCT)	⊕⊕○○ LOW d,f,g	

*The risk in the intervention group (and its 95% confidence interval) is based on the assumed risk in the comparison group and the relative effect of the intervention (and its 95% CI).

CI: Confidence interval; RR: Risk ratio

GRADE Working Group grades of evidence

High certainty: We are very confident that the true effect lies close to that of the estimate of the effect

Moderate certainty: We are moderately confident in the effect estimate: The true effect is likely to be close to the estimate of the effect, but there is a possibility that it is substantially different

Low certainty: Our confidence in the effect estimate is limited: The true effect may be substantially different from the estimate of the effect

Very low certainty: We have very little confidence in the effect estimate: The true effect is likely to be substantially different from the estimate of effect

Explanations

- a. Risk of bias downgraded by 1 level: some concerns regarding adequate randomization, deviations from intended interventions and selection of the reported results
- b. Indirectness downgraded by 1 level: single study from a single institution, therefore results in this population might not be generalizable to other settings
- c. Imprecision downgraded by 2 levels: due to very wide confidence interval consistent with the possibility for benefit and the possibility for harm and very low number of participants
- d. Risk of bias downgraded by 1 level: some concerns regarding adequate randomization, deviations from intended interventions, measurement of the outcome and selection of the reported results
- e. Imprecision downgraded by 2 levels: no events in both groups and very low number of participants
- f. Indirectness not downgraded: we presume that adverse event rate is not specific to a certain setting
- g. Imprecision downgraded by 1 level: due to wide confidence interval consistent with the possibility for benefit and the possibility for harm and very low number of participants

Table 3.3 1: Summary of findings table on favipiravir compared to umifenovir (1 RCT: Chen) - https://covid-nma.com/living_data/index.php

Summary of findings:						
Favipiravir compared to Umifenovir for COVID-19						
Patient or population: COVID-19						
Setting: Worldwide						
Intervention: Favipiravir						
Comparison: Umifenovir						
Outcomes	Anticipated absolute effects* (95% CI)		Relative effect (95% CI)	No of participants (studies)	Certainty of the evidence (GRADE)	Comments
	Risk with Umifenovir	Risk with Favipiravir				
Incidence viral negative conversion D7 - not reported	-	-	-	-	-	outcome not yet measured or reported
Clinical improvement - not reported	-	-	-	-	-	outcome not yet measured or reported
Incidence of clinical recovery D7	517 per 1.000	594 per 1.000 (470 to 744)	RR 1.15 (0.91 to 1.44)	240 (1 RCT)	⊕○○○ VERY LOW ^{a,b,c}	
Incidence of WHO progression score (level 6 or above) - not reported	-	-	-	-	-	outcome not yet measured or reported
Incidence of WHO progression score (level 7 or above) - not reported	-	-	-	-	-	outcome not yet measured or reported
All-cause mortality D7				240 (1 RCT)	⊕○○○ VERY LOW ^{b,d,e}	zero events in both groups
Adverse events D7	275 per 1.000	358 per 1.000 (245 to 523)	RR 1.30 (0.89 to 1.90)	240 (1 RCT)	⊕⊕○○ LOW ^{a,c,f}	

Serious adverse events D7

240 ⊕○○○ zero events in both
(1 RCT) VERY groups
LOW ^{a,d,f}

*The risk in the intervention group (and its 95% confidence interval) is based on the assumed risk in the comparison group and the relative effect of the intervention (and its 95% CI).

CI: Confidence interval; RR: Risk ratio

GRADE Working Group grades of evidence

High certainty: We are very confident that the true effect lies close to that of the estimate of the effect

Moderate certainty: We are moderately confident in the effect estimate: The true effect is likely to be close to the estimate of the effect, but there is a possibility that it is substantially different

Low certainty: Our confidence in the effect estimate is limited: The true effect may be substantially different from the estimate of the effect

Very low certainty: We have very little confidence in the effect estimate: The true effect is likely to be substantially different from the estimate of effect

Explanations

- a. Risk of bias downgraded by 1 level: some concerns or high risk regarding adequate randomization, deviations from intended interventions and outcome measurement
- b. Indirectness downgraded by 1 level: single study from a single country, therefore results in this population might not be generalizable to other settings
- c. Imprecision downgraded by 1 level: due to wide confidence interval consistent with the possibility for benefit and the possibility for harm and low number of participants
- d. Imprecision downgraded by 2 levels: no events in both groups and low number of participants
- e. Risk of bias downgraded by 1 level: some concerns regarding adequate randomization and deviations from intended interventions
- f. We presume that the adverse event rates, and the corresponding relative risks, is similar across diverse settings; therefore not downgraded for indirectness

3.4 Darunavir

About the drug under consideration

Darunavir is an antiviral agent from the group of human immunodeficiency virus (HIV) protease inhibitors for the treatment of HIV-1 infections. The effects are based on the inhibition of the HIV protease, which plays a central role in the maturation of the virus and virus replication. Darunavir is combined with a pharmacokinetic booster such as ritonavir or cobicistat [77].

Darunavir (Prezista®) has been approved by the American Food and Drug Administration (FDA) on the 23th of June 2006 and by the European Medicines Agency (EMA) on the 11th of February /2007 for the treatment of HIV-1 infection in adult and pediatric patients three years of age and older in combination with ritonavir or other antiretroviral agents such as cobicistat. Currently, there are three generics available: Darunavir Krka, Darunavir Mylan, Darunavir Krka d.d.

The US COVID-19 Treatment Guidelines Panel recommends **against** using the **Lopinavir/ritonavir (AI) or other HIV protease inhibitors (AIII)**, except in a clinical trial, because of unfavorable pharmacodynamics and because clinical trials have not demonstrated a clinical benefit in patients with COVID-19 [61].

Completed, withdrawn, suspended or terminated studies

The search in two clinical trial registers (ClinicalTrials.gov and EudraCT) on September 09 2020 yielded no completed study on the safety and efficacy of darunavir in COVID-19 patients. No suspended or terminated RCTs were found either.

Results of publications

Until now (status: 12/09/2020) one scientific publication on RCTs of darunavir (Prezista®) in Covid-19 patients could be identified. Chen J et al. 2020 [78] published results from single-center, randomized, open-label trial (NCT04252274) which aimed to evaluate the antiviral activity and safety of darunavir/cobicistat (DRV/c) in treating mild COVID-19 patients. Participants were randomized to receive DRV/c for 5 days on the top of interferon alpha 2b inhaling or interferon alpha 2b inhaling alone. The proportion of negative PCR results at day 7 was 46.7% (7/15) and 60.0% (9/15) in the DRV/c and control groups ($p = 0.72$), respectively. The viral clearance rate at day 3 was 20% (3/15) in both study groups, while the number increased to 26.7% (4/15) in the DRV/c group and remained 20% (3/15) in the control group at day 5. Fourteen days after randomization, 1 participant in the DRV/c group progressed to critical illness and discontinued DRV/c, while all the patients in the control group were stable ($p=1.0$). The frequencies of adverse events in the two groups were comparable. The authors concluded that five days of DRV/c did not increase the proportion of negative conversion vs standard of care alone, although it was well tolerated.

antivirales Medikament

**als HIV Medikament
zugelassen
EMA 2007**

**Empfehlungen des US
COVID-19 Treatment
Guidelines Panel GEGEN
jegliche HIV Protease
Inhibitoren**

**keine weiteren Studien in
ClinicalTrials.gov and
EudraCT als
abgeschlossen oder
beendet registriert**

Publikation zu RCT

**bei milder Covid-19
Erkrankung
DRV+IFN vs. IFN
kein Unterschied**

Table 3.4-1: Publication on clinical trial on **Darunavir/cobicistat (Prezista®)**

Author, year [Reference]	Chen J et al. 2020 [78]
Country	China
Sponsor/Funding	Ministry of Science and Technology of China (2017ZX09304027); the Shanghai Science and Technology Committee (20411950200); Shanghai Major Projects on Infectious Diseases (shslczdk01102); and the Shanghai "Rising Stars of Medical Talent" Youth Development Program, Specialist Program (No. 2019-72)
Study design	NCT04252274
Number of pts	30 participants (n ₁ =15 / n ₂ = 15)
Intervention/Product	Darunavir/cobicistat (800mg/150mg), 5 days (plus interferon alpha 2b and standard of care as per guideline recommendation in China)
Comparator	Standard care, 5 days (plus interferon alpha 2b; standard of care as per guideline recommendation in China)
Inclusion criteria	Laboratory-confirmed SARS-CoV-2 infection; willing to participate the study, as evidenced by signing an informed consent
Exclusion criteria	If they met any of the following criteria: hypersensitivity to darunavir, cobicistat, or any excipients; patients with severe liver injury (Child-Pugh Class C); patients receiving concomitant medications that are highly dependent on cytochrome P450 3A clearance, and for which the elevated plasma concentrations are associated with serious or life-threatening events; subjects considered to be unable to complete the study (eg, severely and critically ill patients) or not suitable for the study by researchers. Patients who met any of the following criteria were classified as severe cases: respiratory rate ≥ 30 times/min, pulse oxygen saturation $\leq 93\%$ at resting, or ratio between partial pressure of oxygen in arterial blood and fraction of inspired oxygen (PaO ₂ / FiO ₂) ≤ 300 mmHg. Critical illness was defined as respiratory failure that needed mechanical ventilation or shock or exacerbation of any comorbidity that required transfer to the intensive care unit.
Pts pretreated + previous treatment	Not reported
Mean age of patients, yrs (SD)	47.2 \pm 2.8 years
Sex % male (% female)	18 (60%) male
Follow-up (days)	14 days
Clinical status	Mild COVID-19
Loss to follow-up, n (%)	None
Efficacy outcomes	
Overall survival (OS), n (%)	All patients alive at day 14
Time to clinical improvement	The 11 patients with fever in the DRV/c group defervesced at a median (IQR) of 4 (2–6) days vs 8 patients in the control groups defervesced (IQR) at 5 (2–6.8) days after randomization (p = 0.72)
Other efficacy outcomes	
Viral clearance rate at day 7 after randomization	46.7% (7/15) and 60.0% (9/15) in the DRV/c and control groups (p = 0.72)
Viral clearance at day 3 and day 5	Day 3: 20% (3/15) in both study groups Day 5: 26.7% (4/15) in the DRV/c group and 20% (3/15) in the control group
Critical illness rate of subjects during the 14 days after randomization	1 participant in the DRV/r group progressed to critical illness (acute respiratory distress syndrome [ARDS]), none in the control group were stable (p = 1.0)
Safety outcomes	
Adverse events (AEs)	The frequencies of adverse events in the 2 groups were comparable

Author, year [Reference]	Chen J et al. 2020 [78]
Serious adverse events (SAEs)	<p>Anemia (hemoglobin levels dropped from 11.3 g/dL to 9.9 g/dL) 1 patient in the DRV/c group</p> <p>Elevated transaminase levels, defined as >2-fold of the upper limit of the normal range 13.3% (2/30 in the DRV/c group vs 26.7% (4/30) in the control group</p> <p>Renal dysfunction (defined as estimated glomerular filtration rate <90 mL/min/1.73 m² in patients without chronic kidney diseases) 13.3% (2/30) in the DRV/c group vs 6.7% (1/30) in the control group</p>
Discontinuation of study drug due to AEs or SAEs	No participants discontinued DRV/c due to these adverse events

Table 3.4-2: Summary of findings table on darunavir/cobicistat compared to standard care (1 RCT: Chen J) - https://covid-nma.com/living_data/index.php [78]

Summary of findings:

Darunavir/cobicistat compared to Standard Care for Moderate COVID-19

Patient or population: Moderate COVID-19

Setting: Worldwide

Intervention: Darunavir/cobicistat

Comparison: Standard Care

Outcomes	Anticipated absolute effects* (95% CI)		Relative effect (95% CI)	№ of participants (studies)	Certainty of the evidence (GRADE)	Comments
	Risk with Standard Care	Risk with Darunavir/cobicistat				
Incidence of viral negative conversion D7	600 per 1.000	468 per 1.000 (234 to 924)	RR 0.78 (0.39 to 1.54)	30 (1 RCT)	⊕○○○ VERY LOW a,b,c	
Clinical improvement - not reported	-	-	-	-	-	outcome not yet measured or reported
Clinical recovery - not reported	-	-	-	-	-	outcome not yet measured or reported
WHO progression score (level 6 or above) - not reported	-	-	-	-	-	outcome not yet measured or reported
WHO progression score (level 7 or above D7)	0 per 1.000	0 per 1.000 (0 to 0)	RR 3.00 (0.13 to 68.26)	30 (1 RCT)	⊕○○○ VERY LOW a,b,d	zero events in control group
All-cause mortality D14-D28				30 (1 RCT)	⊕○○○ VERY LOW a,b,e	zero events in both groups
Adverse events - not reported	-	-	-	-	-	outcome not yet measured or reported
Serious adverse events D14-D28				30 (1 RCT)	⊕○○○ VERY LOW e,f,g	zero events in both groups

*The risk in the intervention group (and its 95% confidence interval) is based on the assumed risk in the comparison group and the relative effect of the intervention (and its 95% CI).

CI: Confidence interval; RR: Risk ratio

GRADE Working Group grades of evidence

High certainty: We are very confident that the true effect lies close to that of the estimate of the effect

Moderate certainty: We are moderately confident in the effect estimate: The true effect is likely to be close to the estimate of the effect, but there is a possibility that it is substantially different

Low certainty: Our confidence in the effect estimate is limited: The true effect may be substantially different from the estimate of the effect

Very low certainty: We have very little confidence in the effect estimate: The true effect is likely to be substantially different from the estimate of effect

Explanations

- a. Risk of bias downgraded by 1 level: some concerns or high risk due to concerns during the randomization process, deviation from intended intervention and selection of reported results
- b. Indirectness downgraded by 1 level: single study from a single institution, therefore results in this population might not be generalizable to other settings
- c. Imprecision downgraded by 2 levels: due to wide confidence interval consistent with the possibility for benefit and the possibility for harm and very low number of participants
- d. Imprecision downgraded by 2 levels: due to very wide confidence interval consistent with the possibility for benefit and the possibility for harm and very low number of participants
- e. Imprecision downgraded by 2 levels: no events in both groups and very low number of participants
- f. Risk of bias downgraded by 2 levels: some concerns or high risk due to concerns during the randomization process, deviation from intended intervention, missing data and selection of reported results
- g. We presume that the adverse event rates, and the corresponding relative risks, is similar across diverse settings; therefore not downgraded for indirectness

3.5 Chloroquine (Resochin®) and

3.6 Hydroxychloroquine (Plaquenil®)

Due to the lack of effectiveness of chloroquine and hydroxychloroquine in treating COVID-19 patients; in the light of serious adverse effects as well as the decisions to stop enrolling participants to the hydroxychloroquine arm of the RECOVERY and SOLIDARITY trials, the reporting related to these two pharmaceuticals was stopped also.

Last reporting V4/ July:

https://eprints.aihta.at/1234/10/Policy_Brief_002_Update_07.2020.pdf

3.7 Camostat Mesilate (Foipan®)

About the drug under consideration

Camostat Mesilate (Foipan®) is classified as a so-called serine protease inhibitor, blocking several pancreatic and plasmatic enzymes like trypsin, thrombin and plasmin [79]. It is licenced for pancreatitis and reflux esophagitis after gastrectomy in Japan (PMDA). Further, studies showed effects on the cell-entry mechanism of coronaviruses (e.g. SARS-CoV and SARS-CoV-2) in in-vitro human cells [80, 81] as well as in pathogenic mice-models [82] by inhibiting the enzyme Transmembrane protease, serine 2 (TMPRSS2). In South Korea, camostat is on the market since 1989 (e.g. Foistar®, Daewoong pharma). Currently, multiple companies market camostat as a generic drug in Japan and South Korea. Camostat has a known and acceptable safety profile. Orphan drug designation was received in May 2011 from the FDA for the treatment of chronic pancreatitis. (<https://www.accessdata.fda.gov/scripts/opdlisting/ood/>).

Camostat Mesilate (Foipan®) ist not approved for any anti-viral use (FDA, EMA).

Foipan (camostat) is one of the drugs for which the German Federal Ministry of Health initiated centralized procurement in April 2020 for the treatment of infected and seriously ill COVID-19 patients in Germany (<https://www.abda.de>). Up to August 1, 2020, 35 to 60 Covid-19 patients have been treated with the centrally procured medicinal product Foipan (Camostat) as part of an individual medical treatment. There was no obligation for the treating physicians to collect data in a registry [83].

Completed, withdrawn, suspended or terminated studies

As of September 11, 2020 no completed, withdrawn, suspended or terminated studies were found in ClinicalTrials.gov and EUdraCT registers.

Results of publications

Until now no scientific publication on a RCT of Camostat Mesilate (Foipan®) in Covid-19 patients could be identified (status: September 11, 2020).

**Protease-Inhibitor bei
Entzündung der
Bauchspeicheldrüse
Zulassung: Japan, Süd-
Korea**

**nicht EMA, FDA
FDA: Orphan Drug
Designation seit 2011**

**vom dt. BMG für schwere
Erkrankungen zentral
eingekauft**

**in ClinicalTrials.gov and
EUdraCT keine klinischen
Studien registriert**

3.8 APN01/ Recombinant Human Angiotensin-converting Enzyme 2 (rhACE2)

Drug under consideration

APN01 is a recombinant human Angiotensin Converting Enzyme 2 (rhACE2) developed by Apeiron Biologics under Phase 2 clinical development in ALI (Acute Lung Injury) and PAH (Pulmonal arterial hypertension) [84]. ACE2 was identified as the functional SARS-CoV receptor in vivo [85]. The receptor binding domain (RBD) of SARS-CoV-2 is similar to the SARS-CoV RBD, indicating a possible common host cell receptor. Recently, ACE2 has been shown to be the cellular entry receptor for the novel coronavirus SARS-CoV-2. The rhACE 2 docks at the spike proteins on the surface of the Covid-19 virus, and thus prevents the virus from attaching to the cells. Treatment with rHACE2 could be used to not only obstruct viremia but also protect lungs from injury [86].

The therapy with APN01 is currently not approved by the European Medicine Agency (EMA) and Food and Drug Administration (FDA) for COVID-19.

Completed, withdrawn, suspended or terminated studies

The search in two clinical trial registers (humans only) yielded no completed study on the safety and efficacy of RVD in COVID-19 patients. Until May 12, 2020, one RCT number NCT04287686 is visible as withdrawn (without CDE Approval), and it is not listed here. As of September 07, 2020 no additional studies are found as withdrawn nor suspended or terminated.

Results of publications

Until September 07, 2020, no relevant finished publications or finished trials assessing the efficacy and safety could be identified. First results can be expected on the 10th of November 2020 (NCT04335136) [87].

aus SARS-Forschung hervorgegangen

**keine Zulassung
1 Studie (Phase 2 RCT), vor
Rekrutierung**

**in ClinicalTrials.gov and
EUdraCT keine
abgeschlossene, aber eine
zurückgezogene Studie
registriert**

**keine Publikationen zu
klinischen Studien**

3.9 Tocilizumab (Roactemra®)

Drug under consideration

Tocilizumab (*RoActemra*) is a human monoclonal antibody that specifically binds to soluble and membrane-bound interleukin (IL)-6 receptors (IL-6R α), and inhibits IL-6-mediated signalling [88]. It is licensed in the EU for treating: rheumatoid arthritis in adults; giant cell arteritis in adults; active systemic juvenile idiopathic arthritis in patients aged ≥ 2 years; juvenile idiopathic polyarthritis in patients aged ≥ 2 years; chimeric antigen receptor (CAR) T cell-induced severe or life-threatening cytokine release syndrome (CRS) in patients aged ≥ 2 years [88].

**Interleukin-6-Rezeptor für
rheumatoide Arthritis
zugelassen (EMA)**

**Covid-10: bei erhöhten IL-
6-Spiegeln
in schweren
Erkrankungen**

When used to treat CRS, it is given as a 60-minute intravenous (IV) infusion in a dose of 8mg/kg (in patients weighing ≥ 30 kg) or 12mg/kg (in patients weighing < 30 kg), to a maximum of 800mg per infusion [88]. Up to three additional doses of *RoActemra* may be administered, 8 hourly. When treating other conditions (stated above), *RoActemra* can be administered by subcutaneous (SC) injection or IV infusion [88].

Tocilizumab is being investigated as a possible treatment for patients with moderate to severe or critical COVID-19. Most cases of COVID-19 are mild (81%), and patients' symptoms are usually self-limiting with recovery in two weeks [89]. However, some patients develop severe symptoms and progress rapidly, experiencing acute respiratory distress syndrome and septic shock, eventually ending in multiple organ failure [89]. It has been reported that most patients with COVID-19 have increased concentrations of IL-6, C-reactive protein (CRP) and erythrocyte sedimentation rate [90]. However, severely affected patients appear to have even higher plasma levels of pro-inflammatory cytokines and experience severe cytokine storm including features of CRS [90, 91]. It has previously been suggested that IL-6 might play a role in the pathogenesis of SARS and MERS, other diseases caused by coronaviruses [91]. It is thought that neutralisation of the inflammatory pathway induced by IL-6 may reduce mortality.

The US COVID-19 Treatment Guidelines Panel **recommend against** anti-IL-6 receptor monoclonal antibodies (e.g., sarilumab, tocilizumab) or anti-IL-6 monoclonal antibody (siltuximab) (BI) for the treatment of COVID-19 [61], except in a clinical trial.

Completed, withdrawn, suspended or terminated studies

Until 08 July, 2020, one completed interventional single arm study (NCT04331795, COVIDOSE), one withdrawn RCT (NCT04361552, in US, abandoned due to drug billing issues) and one terminated RCT (NCT04346355, in Italy, based on interim analysis for futility and given an enrolment rate almost nil) on the safety and efficacy of tocilizumab in COVID-19 patients were found in ClinicalTrials.gov and EudraCT registers.

Until 15 August, 2020 two additional completed trials were found in ClinicalTrials.gov and EudraCT registers: NCT04320615, EudraCT 2020-001154-22, COVACTA RCT with 450 severe COVID-19 pneumonia patients enrolled and NCT04492501, interventional nRCT on severe and critical COVID-19 patients in Pakistan.

As of 11 September 2020, two additional RCTs are completed: a RCT comparing the survival benefit of tocilizumab therapy with dexamethasone in 69 patients with severe COVID 19 in Egypt (NCT04519385) and a RCT assess the pharmacodynamics, pharmacokinetics, safety and efficacy of two different doses of tocilizumab in combination with standard-of-care (SOC) in 100 hospitalized adult participants with moderate to severe COVID-19 pneumonia NCT04363736 (MARIPOSA). Results are not published yet [16].

One RCT is terminated due to safety issue; RCT on 129 patients in Brazil compared tocilizumab vs best supportive care NCT04403685 (TOCIBRAS).

**bei lebensbedrohlichem
Zytokin-
Freisetzungssyndrom**

Verabreichung iv oder sc

**in ClinicalTrials.gov &
EudraCT keine
abgeschlossenen,
abgebrochenen oder
zurückgezogenen Studien**

**Empfehlungen des US
COVID-19 Treatment
Guidelines Panel:
insuffiziente Datenlage,
nur in klinischen Studien**

**1 beendeter RCT,
1 zurückgezogener
(admin Gründe),
1 abgebrochener
(Mangel an Rekrutierung)**

**2 weitere beendete
Studien
1 RCT COVACTA 450 Pts
1 nRCT**

Sept 2020: 2 RCTs beendet

**Ergebnisse noch nicht
veröffentlicht**

**1 RCT abgebrochen wegen
NW/ Sicherheit**

Results of publications

Toniati et al. 2020 [94] presented results of a prospective series of 100 consecutive patients in Italy with confirmed COVID-19 pneumonia and ARDS requiring ventilatory support to determine whether intravenous administration of tocilizumab was associated with improved outcome. Overall at 10 days, the respiratory condition was improved or stabilized in 77 (77%) patients; 61 showed a significant clearing of diffuse bilateral opacities on chest x-ray. 15 patients were discharged from the hospital. Respiratory condition worsened in 23 (23%) patients, of whom 20 (20%) died. During the 10-day follow-up, three cases of severe adverse events were recorded: two patients developed septic shock and died, one had gastrointestinal perforation requiring urgent surgery and was alive at day 10. Authors concluded that response to tocilizumab was rapid, sustained, and associated with significant clinical improvement [96].

In Martínez-Sans et al. 2020 preprint article [98], results from large cohort study of patients hospitalized with COVID-19 in Spain were presented, based on the analysis from 1,229 subjects, with primary end point - the time from study baseline to death. The secondary outcome was a composite event including admission to the ICU or death. Of the 1,229 patients, 260 (21%) received a median total dose of 600 mg (IQR 600–800 mg) of tocilizumab. The control group (n=969) received standard care defined as specific treatment against SARS-CoV-2 (corticosteroids n=582, hydroxychloroquine n=1134, azithromycin n=812, lopinavir/ritonavir n=753). In the adjusted analyses a significant interaction was found between tocilizumab use and CRP values (p=0.023 and p=0.012 for primary and secondary endpoints, respectively). Subjects who received tocilizumab and had baseline CRP levels above 150 mg/L experienced lower rates of death (aHR 0.34, 95% CI 0.17 - 0.71, p=0.005) and ICU admission/death (aHR 0.39, 95% CI 0.19 - 0.80, p=0.011) than those who did not receive tocilizumab. This effect was not observed among patients with baseline CRP levels ≤150 mg/dL.

The phase 3, RCT - COVACTA (NCT04320615, EUdraCT 2020-001154-22) study of tocilizumab with aim to evaluate the safety and efficacy of tocilizumab in 450 patients with severe COVID-19 pneumonia did not meet its primary endpoint of improved clinical status in hospitalised adult patients with severe COVID-19 associated pneumonia. In addition, the key secondary endpoints, which included the difference in patient mortality at week four, were not met; however, there was a positive trend in time to hospital discharge in patients treated with tocilizumab. The COVACTA study did not identify any new safety signals for tocilizumab [101]. Full results of the trial have not yet been published. Tocilizumab continues to be evaluated in the RECOVERY trial. Because over 850 patients randomised to tocilizumab versus standard of care (almost twice the size of the COVACTA trial) will provide critical data to confirm or refute the COVACTA results. [102]

Summary of findings table on tocilizumab compared to standard of care (related to 1 RCT: Salvarani) is presented below (Table 3.9-2).

Juni 2020: bislang keine publizierten Ergebnisse aus RCTs

**1 prospektive Fallserie mit 100 Pts
2 quasi-experimentelle Studien**

**Martínez-Sans (Spanien): Kohortenstudie
1.229 Pts
schwere Covid-19 Erkrankungen**

geringere Mortalität und ICU-Aufnahmen

COVACTA: 450 Pts mit schwerer Lungenentzündung

kein Unterschied bei klinischer Verbesserung und Mortalität

positiver Trend bei früherer Entlassung aus Spital

Table 3.9-2: Summary of findings table on tocilizumab compared to standard of care (1 RCT: Salvarani) [103]

Outcome	Anticipated absolute effects (95% CI)		Relative effect (95% CI)	Number of participants (studies)	Certainty of evidence	Comments
	Risk with standard of care	Risk with tocilizumab				
All-cause mortality at 30 days	32 per 1000	33 per 1000	RR1.05 (0.15 to 7.22)	123	low	Compared to SoC there is no effect on 30-day all cause mortality

Abbreviations: CI: Confidence interval; RR: Risk ratio
Source: [9]

Certainty assessment							№ of patients		Effect		Certainty
№ of studies	Study design	Risk of bias	Inconsistency	Indirectness	Imprecision	Other considerations	Tocilizumab	Trattamento standard	Relative (95% CI)	Absolute (95% CI)	

Mortality, any cause, at 30 days

1 ¹	randomised trials	serious ^a	not serious	not serious	serious ^b	none	2/60 (3.3%)	2/63 (3.2%)	RR 1.05 (0.15 to 7.22)	2 more per 1.000 (from 27 fewer to 197 more)	⊕⊕○○ LOW
----------------	-------------------	----------------------	-------------	-------------	----------------------	------	-------------	-------------	------------------------	--	----------

[104]

CI: Confidence interval; RR: Risk ratio; Explanations a. Downgraded of one level for high risk of detection bias and unclear risk of selection bias b. Downgraded of one level for small sample size

3.10 Sarilumab (Kevzara®)

Drug under consideration

Sarilumab (*Kevzara*) is a human monoclonal antibody that specifically binds to soluble and membrane-bound interleukin (IL)-6 receptors (IL-6R α), and inhibits IL-6-mediated signalling [105]. It is licensed in the EU for treating adults with rheumatoid arthritis, given by subcutaneous (SC) injection [105]. It is being investigated as a possible treatment for patients with moderate to severe or critical COVID-19.

The US COVID-19 Treatment Guidelines Panel **recommend against** anti-IL-6 receptor monoclonal antibodies (e.g., sarilumab, tocilizumab) or anti-IL-6 monoclonal antibody (siltuximab) (BI) for the treatment of COVID-19 [61], except in a clinical trial.

Completed, withdrawn, suspended or terminated studies

The search in two clinical trial registers (humans only) in April 2020 yielded no completed study on the safety and efficacy of sarilumab in COVID-19 patients. Until May 11, 2020 one RCT found as suspended, NCT04341870 - CORIMUNO-VIRO Trial (DSMB recommendation (futility)). As of 08 July, 2020, no completed, withdrawn, additional suspended or terminated studies were found in ClinicalTrials.gov and EudraCT registers. The same is true until August 15, 2020. As of September 11, 2020, one completed RCT was found: adaptive phase 3, double-blind, placebo-controlled study assessing efficacy and safety of sarilumab in 421 hospitalized patients with severe or critical COVID-19 (NCT04327388).

Interleukin-6-Rezeptor für rheumatoide Arthritis zugelassen (EMA)

Covid-10: bei erhöhten IL-6-Spiegeln

Empfehlung des US COVID-19 Treatment Guidelines Panel: insuffiziente Datenlage, nur in klinischen Studien

**ClinicalTrials.gov & EudraCT
April: keine Studien registriert
Mai: 1 RCT abgebrochen
Juni: keine weiteren Studien
Sept: 1 beendeter RCT**

Results of publications

Until May 10, 2020 no relevant publications related to RCTs assessing the efficacy and safety of sarilumab could be identified. As of 09 June, 2020, unpublished interim analysis data from RCT comparing sarilumab high dose (400 mg) and sarilumab low dose (200 mg) with placebo could be found on meta/ Evidence web site

keine Publikation zu einer klinischen Studie

eine Interimauswertung

(<http://metaevidence.org/viewPathology2.aspx?exposition=553&comparator=0&pathology=87&domain=12>). After peer-reviewed publication appears, results will be extracted in tabular format.

No new RCT peer-reviewed articles have been published as of September 11, 2020 [106].

keine publizierten RCTs

Della-Torre et al. 2020 [107] published results from an prospective open-label cohort study of sarilumab in 28 severe COVID-19 pneumonia (PaO₂/FiO₂ <300 mm Hg) patients with hyperinflammation (elevated inflammatory markers and serum IL-6 levels), in Italy. Sarilumab 400 mg was administered intravenously in addition to standard of care. Results were compared with contemporary matched patients treated with standard of care alone. Clinical improvement, mortality, safety and predictors of response were assessed at 28 days. Twenty-eight patients were treated with sarilumab and 28 contemporary patients receiving standard of care alone were used as controls. At day 28 of follow-up, 61% of patients treated with sarilumab experienced clinical improvement and 7% died, not significantly different from the comparison group (clinical improvement 64%, mortality 18%; p=NS). Baseline PaO₂/FiO₂ ratio >100 mm Hg and lung consolidation <17% at CT scan predicted clinical improvement in patients treated with sarilumab. Median time to clinical improvement in patients with lung consolidation <17% was shorter after sarilumab (10 days) than after standard treatment (24 days; p=0.01). The rate of infection and pulmonary thrombosis was similar between the two groups. Authors concluded that at day 28, overall clinical improvement and mortality in patients with severe COVID-19 were not significantly different between sarilumab and standard of care. Sarilumab was associated with faster recovery in a subset of patients showing minor lung consolidation at baseline.

**Della-Torre (Italien):
prospektive open-label
Kohortenstudie
56 Pts**

**kein Unterschied zur
Standardbehandlung**

On July 03, 2020 in press release related to sarilumab RCT conducted in US, <https://www.clinicaltrialsarena.com/news/kevzara-us-covid19-trial-data/>, Sanofi and Regeneron Pharmaceuticals have reported that this phase III clinical trial of sarilumab, compared 400mg dose of the drug plus best supportive care to best supportive care alone, failed to meet its primary and key secondary endpoints in Covid-19 patients who required mechanical ventilation in the US. The primary analysis involved 194 patients who were critically ill and were on mechanical ventilation at the time of enrolment. Minor positive trends were demonstrated in the primary pre-specified analysis group but did not achieve statistical significance. These trends were countered by negative trends in a subgroup of critical patients who were not on mechanical ventilation at baseline. In the primary analysis arm, adverse events were reported in 80% of patients treated with sarilumab and 77% of those on placebo. Serious adverse events in at least 3% of patients, more frequent among sarilumab patients, were multi-organ dysfunction syndrome and hypotension. Based on the data, the companies have halted this US-based trial, including a second cohort of patients who were on a higher 800mg dose of the drug. The trial being conducted outside of the US is continuing, in hospitalised patients with severe and critical Covid-19 using a different dosing regimen.

**Juli 2020: Pressemeldung
zu RCT mit 194 Pts**

**kein Unterschied
mehr SAE in Sarilumab
Gruppe**

3.11 Interferon beta 1a (SNG001) (Rebif®, Avonex®) and Interferon beta 1b (Betaferon®, Extavia®)

About the drug under consideration

Interferon beta-1a (INFb) is a cytokine in the interferon family used to treat relapsing multiple sclerosis (MS). Interferon beta balances the expression of pro- and anti-inflammatory agents in the brain, leading to a reduction of neuron inflammation [108]. Clinical observations in mammals infected with the Middle East respiratory syndrome coronavirus (MERS-CoV) have shown clinical improvements with the use of INFb; and human trials are also underway to evaluate the effect of lopinavir/ritonavir in combination with INFb in patients with MERS-CoV. Finding of these studies have led to exploration of treatment with INFb in COVID-19 [109].

Two pharmaceuticals which the active substance Interferon beta-1a are commercially available: Rebif® and Avonex®. They are used to slow the progression of disability and reduce the number of relapses in MS. Rebif is approved by the European Medicines Agency (EMA) since 1998 and by the American Food and Drug Administration (FDA) since 2002. Avonex is approved by EMA since 1997 and by the FDA since 1996. Both drugs are approved for the treatment of relapsing forms of multiple sclerosis (MS), in cases of clinically isolated syndromes, as well as relapsing remitting disease, and active secondary progressive disease in adults.

Two pharmaceuticals, with the active substance Interferon beta-1b, are commercially available in EU: Betaferon® and Extavia® to treat adults with multiple sclerosis (MS) [110, 111]. Betaferon® is approved by the European Medicines Agency (EMA) since 1995. Extavia® is approved by EMA since 2008. Interferon beta-1a and beta-1b are not approved for COVID-19 patients treatment.

The US COVID-19 Treatment Guidelines Panel [61] **recommends against** use of the **interferons (alfa or beta)** for the treatment of **severely or critically ill** patients with COVID-19, except in the context of a clinical trial (AIII).

There are **insufficient data** for the Panel to recommend **either for or against** the use of the **Interferon-beta** for the treatment of early (i.e., <7 days from symptom onset) **mild and moderate** COVID-19.

Completed, withdrawn, suspended or terminated studies

The search in clinical trials (humans only) in April 2020 yielded no completed studies on the safety and effectiveness of Interferon beta-1a for Covid-19 patients. Until May 12, 2020, one completed RCT was found related to Interferon beta 1b. The completed RCT (NCT04276688) was conducted in Hong Kong, and its results are written in Section 3.14, related to Combination therapy.

INFb Präparate bei Multipler Sklerose zugelassen (EMA)

Interferon beta-1a: Rebif® Avonex® seit 1997/1998 zugelassen

nicht für Covid-19

Interferon beta-1b: Betaferon® and Extavia® seit 1995/2008 zugelassen nicht für Covid-19

Empfehlung des US COVID-19 Treatment Guidelines Panel: nur in klinischen Studien

ClinicalTrials.gov & EUdraCT April: keine Studien registriert Mai: 1 RCT (Kombinationstherapie, vgl. 3.13)

As of June 12, 2020, one additional completed RCT in Iran was found in ClinicalTrials.gov register (COVIFERON, NCT04343768), related to the combination therapy of Interferon beta 1a and Interferon beta 1b with hydroxychloroquine and lopinavir/ritonavir in comparison with controlled group treated with hydroxychloroquine and lopinavir/ritonavir (three study arms: Interferon beta 1a + hydroxychloroquine + lopinavir/ritonavir; Interferon beta 1b + hydroxychloroquine + lopinavir/ritonavir; hydroxychloroquine +lopinavir/ritonavir). Results are not yet published in peer-review journal.

Juni 2020: 1 weiterer RCT (Iran) (Kombinationstherapie) Ergebnisse liegen noch nicht vor

As of July 7, 2020 no additional studies are found as completed, nor withdrawn or suspended or terminated. The same is true until August 15, 2020 and September 12, 2020.

Sept 2020: keine weiteren Studien

Results of publications

As mentioned above, the results from the first randomised controlled trial on triple combination of interferon beta-1b, lopinavir-ritonavir and ribavirin, in comparison with lopinavir-ritonavir (NCT04276688) are presented in Section 3.14 of this report [112].

Kombinationstherapie: Ergebnisse in 3.14

Davoudi-Monfared et al. 2020 published results related to the RCT on Interferon beta-1a treatment (n=46) vs the standard of care (n=46), in 92 patients with severe COVID-19 in Iran [113]. Finally 81 patients (42 in the IFN and 39 in the control group) completed the study. Time to the clinical response was not significantly different between the IFN and the control (IRCT20100228003449N28) groups (9.7 +/- 5.8 vs. 8.3 +/- 4.9 days respectively, P=0.95). On day 14, 66.7% vs. 43.6% of patients in the IFN group and the control group were discharged, respectively (OR= 2.5; 95% CI: 1.05-6.37). The 28-day overall mortality was significantly lower in the IFN then the control group (19% vs. 43.6% respectively, p= 0.015). Early administration significantly reduced mortality (OR=13.5; 95% CI: 1.5-118). After the peer-reviewed publication appears, results will be extracted in tabular format.

RCT (Iran) 92 Pts

Reduktion der 28-Tages Mortalität insb. bei früher Verabreichung von IFN

As of August 16, 2020, two new published RCTs were identified: results from Huang et al. 2020 (ChiCTR2000029387) [114] related to Ribavirin Plus Interferon-Alpha, Lopinavir/Ritonavir Plus Interferon-Alpha, and Ribavirin Plus Lopinavir/Ritonavir Plus Interferon-Alpha in Patients With Mild to Moderate COVID-19 were presented in Section 3.14 of this report.

August 2020: 2 RCTs publiziert 1 RCT zu Kombinations-therapie in 3.14

Esquivel-Moynelo et al. 2020 [115] presented the results from a RCT for efficacy and safety evaluation of subcutaneous IFN -α2b and IFNγ administration in patients positive to SARS-CoV-2. Patients were randomly assigned in a 1:1 ratio to receive either, subcutaneous treatment with a combination of 3.0 MIU IFN-α2b and 0.5 MIU IFN-γ, twice a week for two weeks, or thrice a week intramuscular injection of 3.0 MIU IFN-α2b. Additionally, all patients received lopinavir-ritonavir 200/50 mg every 12 h and chloroquine 250 mg every 12 h (standard of care). The primary endpoints were the time to negativization of viral RNA and the time to progression to severe COVID-19, from the start of treatment. A total of 79 patients with laboratory-confirmed SARS-CoV-2 infection, including symptomatic or asymptomatic conditions, fulfilled the inclusion criteria and underwent randomization. None of the subjects transit to severe COVID-19 during the study or the epidemiological follow-up for 21 more days. None of the patients developed severe COVID-19

1 RCT zu Kombinationstherapie IFN (unterscheidliche Dosierungen) + Kaletra

79 symptomatische/ asymptomatische Pts.

As of September 12, 2020 a new published RCTs were identified. Rahmani et al. 2020 [116] published the results of RCT evaluated efficacy and safety of interferon (IFN) β -1b in the treatment of patients with severe COVID-19 (IRCT20100228003449N27). In the open-label, randomized clinical trial, adult patients (≥ 18 years old) with severe COVID-19 were randomly assigned (1:1) to the IFN group or the control group. Patients in the IFN group received IFN β -1b (250 mcg subcutaneously every other day for two consecutive weeks) along with the national protocol medications while in the control group, patients received only the national protocol medications (lopinavir/ritonavir or atazanavir/ritonavir plus hydroxychloroquine for 7–10 days). The primary outcome of the study was time to clinical improvement. Secondary outcomes were in-hospital complications and 28-day mortality.

**Rahmani et al. 2020
RCT (Iran)
80 Pts
(66 beendeten Studie)**

Between April 20 and May 20, 2020, 80 patients were enrolled and finally 33 patients in each group completed the study. Time to clinical improvement in the IFN group was significantly shorter than the control group ([9(6–10) vs. 11(9–15) days respectively, $p = 0.002$, HR = 2.30; 95% CI: 1.33–3.39]). At day 14, the percentage of discharged patients was 78.79% and 54.55% in the IFN and control groups respectively (OR = 3.09; 95% CI: 1.05–9.11, $p = 0.03$). ICU admission rate in the control group was significantly higher than the IFN group (66.66% vs. 42.42%, $p = 0.04$). The duration of hospitalization and ICU stay were not significantly different between the groups All-cause 28-day mortality was 6.06% and 18.18% in the IFN and control groups respectively ($p = 0.12$). IFN β -1b was effective in shortening the time to clinical improvement without serious adverse events in patients with severe COVID-19. Furthermore, admission in ICU and need for invasive mechanical ventilation decreased following administration of IFN β -1b. Summary of Findings table will be provided in October version of this Report.

**Zeit zur klinischen
Verbesserung signifikant
kürzer mit IFN,
weniger ICU
Einweisungen

nicht aber Dauer der
Hospitalisierung und in
ICU**

3.12 Convalescent plasma transfusion

About the treatment under consideration

Convalescent plasma is plasma collected from patients that have recovered from an infectious disease and can be transfused to patients fighting an infection or can be used to manufacture immune globulin concentrates (plasma derived medicinal products). Possible explanations for the efficacy are that the antibodies from convalescent plasma might suppress viraemia and activate the complement system, thus promoting viral elimination. Antibody is most effective when administered shortly after the onset of symptoms, and a sufficient amount of antibody must be administered. Plasma transfusions may be associated with transfusion reactions such as allergic reactions, antibody-mediated enhancement of infection, transfusion-related acute lung injury (TRALI) and circulatory overload [117-119]. Rare complications include the transmission of infectious pathogens and red cell alloimmunization.

**(Re-) Konvaleszenzplasma
von covid-19
Patient*innen,
die sich von der
Erkrankung bereits erholt
haben

auch zur Herstellung von
Immunglobulin-
konzentraten verwendet**

Convalescent plasma was previously used for treatment of severe acute respiratory syndrome (SARS), pandemic 2009 influenza A (H1N1), avian influenza A (H5N1), several hemorrhagic fevers such as Ebola, and other viral infections with positive results related to different clinical outcomes [117]. Six conditions must be met to deploy convalescent plasma treatment for COVID-19: availability of a population of donors who have recovered from the disease and can donate convalescent serum; blood banking facilities to process the serum donations; availability of assays, including serological assays, to detect SARS-CoV-2 in serum and virological assays to measure viral neutralization; virology laboratory support to perform these assays; prophylaxis and therapeutic protocols, which should ideally include randomized clinical trials to assess the efficacy of any intervention and measure immune responses; and regulatory compliance, including institutional review board approval, which may vary depending on location.

**erprobt bei influenza
H1N1, H5N1, Ebola sowie
weiteren viralen
Infektionserkrankungen**

**Bedingungen:
Vefügbarkeit
Blutbank
serologische Testung**

COVID-19 convalescent plasma therapy and immune globulin concentrates are not approved by the European Medicine Agency (EMA) and the Food and Drug Administration (FDA) for COVID-19. The European Commission (EC) and US Food and Drug Administration (FDA) published guidance on convalescent plasma collected from individuals who have recovered from COVID-19 and which may potentially be used as a treatment for COVID-19 [120, 121]. The EC guidance aims to facilitate a common approach across EU Member States to the donation, collection, testing, processing, storage, distribution and monitoring of convalescent plasma for the treatment of Covid-19 [120]. The FDA guidance provides recommendations on the pathways for use of investigational COVID-19 convalescent plasma; patient eligibility; collection of COVID-19 convalescent plasma, including donor eligibility and donor qualifications; labeling and record keeping. As COVID-19 convalescent plasma is regulated as an investigational product, three pathways for use are available in US: 1. Clinical Trials; 2. Expanded Access; 3. Single Patient Emergency IND [121, 122].

**Blutprodukte für covid-19
nicht zugelassen**

**EMA (& EC) Guidance zur
Verwendung**

On July 31, 2020 European Commission strengthens support for treatment through convalescent plasma. This action is part of the Emergency Support Instrument (ESI) and grants will be provided to public and NGO blood-collection services authorised to collect plasma [123].

**EC im Juli 2020:
Emergency Support**

On August 23, 2020 the FDA issued an **emergency use authorization (EUA)** for investigational convalescent plasma for the treatment of COVID-19 in hospitalized patients. Based on scientific evidence available, the FDA concluded, as outlined in its decision memorandum (<https://www.fda.gov/media/141480/download>), convalescent plasma may be effective in treating COVID-19 (in lessening the severity or shortening the length of COVID-19 illness in some hospitalized patients) and that the known and potential benefits of the product outweigh the known and potential risks of the product [124].

**FDA im August 2020:
Emergency Authorization**

Current US **NIH COVID-19 Treatment Guidelines** stated that there are insufficient clinical data to recommend either for or against the use of convalescent plasma for the treatment of COVID-19 [125]. As of September 01, 2020 the COVID-19 Treatment Guidelines Panel's Statement on the Emergency Use Authorization of Convalescent Plasma for the Treatment of COVID-19 is as the following: There are insufficient data to recommend either for or against the use of convalescent plasma for the treatment of COVID-19; Available data suggest that serious adverse reactions following the administration of COVID-19 convalescent plasma are infrequent and

**US NIH COVID-19
Treatment Guidelines:
insuffiziente Datenlage
weder für noch gegen CVP**

consistent with the risks associated with plasma infusions for other indications. The long-term risks of treatment with COVID-19 convalescent plasma and whether its use attenuates the immune response to SARS-CoV-2, making patients more susceptible to reinfection, have not been evaluated;

Convalescent plasma should not be considered standard of care for the treatment of patients with COVID-19; Prospective, well-controlled, adequately powered randomized trials are needed to determine whether convalescent plasma is effective and safe for the treatment of COVID-19. Members of the public and health care providers are encouraged to participate in these prospective clinical trials; The Panel will continue to evaluate emerging clinical data on the use of convalescent plasma for the treatment of COVID-19 and will update the Convalescent Plasma section of the Guidelines in the near future [125].

Completed, withdrawn, suspended or terminated studies

As of June 12, 2020 one RCT (NCT04346446) conducted in India, comparing convalescent plasma+supportive care with random donor plasma+supportive care in severely sick COVID-19 patients, is listed as completed (May 30, 2020) in ClinicalTrials.gov register. Nor results posted nor publication is provided yet. One interventional single group study (NCT04325672) was withdrawn due to opening Expanded Access Protocol. As of July 09, 2020 one interventional single group assignment study in Indonesia on 10 patients is completed (NCT04407208). Two RCTs were completed as well: one performed on 49 patients in Iraq (NCT04441424) and one with 60 patients in Turkey (NCT04407208). Nor results posted nor publication is provided yet. As of August 15, 2020 one single-arm interventional study in Switzerland, on 15 adult patients with moderate to severe COVID-19 (NCT04389944), and one RCT on 40 COVID-19 patient with hypoxia in Bahrain were completed (NCT04356534). No results are posted yet. As of August 15, 2020 one RCT in Turkey (NCT04442958) was completed, on 60 severe Covid-19 patients followed up in critical care unit.

Results of publications

As of July 09, 2020 prospective observational studies were published related to safety and efficacy of COVID-19 convalescent plasma. Joyner et al. 2020 [134] provided results from the convenience sample of 20,000 hospitalized patients with severe or life-threatening COVID-19, treated with COVID-19 convalescent plasma through the US FDA Expanded Access Program for COVID-19 convalescent plasma. Approximately 200 – 500 mL of convalescent plasma was administered intravenously according to institutional transfusion guidelines. The incidence of all serious adverse events was low (transfusion reactions (n=89; <1%); thromboembolic or thrombotic events (n=87; <1%), and cardiac events (n=680, ~3%). The majority of the thromboembolic or thrombotic events (n=55) and cardiac events (n=562) were judged to be unrelated to the plasma transfusion per se. The seven-day mortality rate was 8.6% (8.2%, 9.0%). It was higher among more critically-ill patients relative to less ill counterparts, including patients admitted to the intensive care unit vs. not admitted (10.5% vs. 6.0%), mechanically ventilated vs. not ventilated (12.1% vs. 6.2%), and with septic shock or multiple organ dysfunction/failure vs. those without dysfunction/failure (14.0% vs. 7.6%). The authors concluded that transfusion of convalescent plasma is safe in hospitalized patients with COVID-19.

**prospektive RCTs
notwendig**

**in ClinicalTrials.gov:
1 abgeschlossener RCT
(Indien), aber keine
Ergebnisse**

**3 abgeschlossene Studien:
Indien, Irak, Türkei**

**August/ Sept:
weitere Studien wurden
abgeschlossen: ohne
Ergebnispräsentation**

**Juli 2020:
Joyner (USA):
FDA Expanded Access
Program for COVID-19
convalescent plasma**

**20,000 hospitalisierte Pts.
niedrige AE/ SAE Raten**

**frühe Verabreichung
reduziert möglicherweise
Mortalität mehr als
spätere**

Earlier administration of plasma within the clinical course of COVID-19 is more likely to reduce mortality.

Xia et al. 2020 [137] reported the results of 1,568 severe or critical COVID-19 patients, including 1,430 patients who only received standard treatment and 138 patients who also received 200-1200 mL ABO-compatible COVID-19 convalescent plasma (CCP group), in Wuhan, China. Three patients (2.2%) died in the CCP group up to April 20, reducing approximately 50% of the mortality rate when compared to that in the standard-treatment group (4.1%). For the 126 non-ICU patients before CCP therapy, 3 patients (2.4%) were admitted to ICU, as compared to 72 out of 1,403 (5.1%) ICU admissions in the standard-treatment group. Within 14 days after CCP therapy, 20 out of the 25 (80%) patients who were SARS-CoV-2 positive became virus-free. 77.9% of cases represented lung lesion absorption within 14 days after CCP therapy. Three patients had minor allergic reactions (pruritus or erythema) during the transfusion, but no severe transfusion reactions such as transfusion-associated circulatory overload (TACO), transfusion-related acute lung injury (TRALI), or severe allergic reactions were observed. Patients whose SCSS was 5 before therapy showed no improvements after CCP therapy. Within 7 days after CCP therapy, 66.7% and 83.4% of patients showed various degrees of clinical improvements in patients whose SCSS was 4 or 3, respectively. The authors concluded that CCP, transfused even after two weeks (median of 45 days in our cohort) of symptom onset, could improve the symptoms and mortality in severe or critical COVID-19 patients.

On July 10, 2020 Piechotta et al. [138] published the **first living update of Cochrane Systematic Review**, with results from four controlled studies (1 RCT (stopped early) with 103 participants, of whom 52 received convalescent plasma; and 3 controlled NRSIs with 236 participants, of whom 55 received convalescent plasma) to assess effectiveness of convalescent plasma. Control groups received standard care at time of treatment without convalescent plasma. Related to the outcome - All- cause mortality at hospital discharge (1 controlled NRSI, 21 participants) - authors are very uncertain whether convalescent plasma has any effect on all-cause mortality at hospital discharge (risk ratio (RR) 0.89, 95% confidence interval (CI) 0.61 to 1.31; very low-certainty evidence). On outcome - Time to death (1 RCT, 103 participants; 1 controlled NRSI, 195 participants) - authors are also very uncertain whether convalescent plasma prolongs time to death (RCT: hazard ratio (HR) 0.74, 95% CI 0.30 to 1.82; controlled NRSI: HR 0.46, 95% CI 0.22 to 0.96; very low-certainty evidence). The same is true for outcome Improvement of clinical symptoms, assessed by need for respiratory support (1 RCT, 103 participants; 1 controlled NRSI, 195 participants): at seven days - RCT: RR 0.98 (95% CI 0.30 to 3.19), 14 days - RCT: RR 1.85 (95% CI 0.91 to 3.77); controlled NRSI: RR 1.08 (95% CI 0.91 to 1.29), and 28 days - RCT: RR 1.20 (95% CI 0.80 to 1.81; very low-certainty evidence). No studies reported outcome Quality of life. For safety outcomes authors also included non-controlled NRSIs: there was limited information regarding adverse events. Of the controlled studies, none reported on this outcome in the control group. There is only very low-certainty evidence for safety of convalescent plasma for COVID- 19.

**Xia (China):
138 Pts.**

**Verbesserung der
Symptomatik und
Reduktion der Mortalität**

**Cochrane Systematic
Review:**

**4 CT (1 RCT): 104 Pts
3 NRSI: 236 Pts.**

**Mortalität: unsichere
Evidenz
Zeit zum Tod: sehr
unsichere Evidenz
Verbesserung der
klinischen Symptome:
sehr unsichere Evidenz**

As of August 15, 2020 one additional observational study was published by Joyner et al. 2020 [123]. In their preprint, they reported results from open-label, Expanded Access Program (EAP) for the treatment of COVID-19 patients with human convalescent plasma (NCT04338360). They evaluated seven and 30-day mortality in 35,322 hospitalized adults transfused with COVID-19 convalescent plasma. This cohort included a high proportion of critically-ill patients, with 52.3% in the intensive care unit (ICU) and 27.5% receiving mechanical ventilation at the time of plasma transfusion. The seven-day mortality rate was 8.7% [95% CI 8.3%-9.2%] in patients transfused within 3 days of COVID-19 diagnosis but 11.9% [11.4%-12.2%] in patients transfused 4 or more days after diagnosis ($p < 0.001$). Similar findings were observed in 30-day mortality (21.6% vs. 26.7%, $p < 0.0001$). Importantly, a gradient of mortality was seen in relation to IgG antibody levels in the transfused plasma. For patients who received high IgG plasma (> 18.45 S/Co), seven-day mortality was 8.9% (6.8%, 11.7%); for recipients of medium IgG plasma (4.62 to 18.45 S/Co) mortality was 11.6% (10.3%, 13.1%); and for recipients of low IgG plasma (< 4.62 S/Co) mortality was 13.7% (11.1%, 16.8%) ($p = 0.048$). This unadjusted dose-response relationship with IgG was also observed in thirty-day mortality ($p = 0.021$). The pooled relative risk of mortality among patients transfused with high antibody level plasma units was 0.65 [0.47-0.92] for 7 days and 0.77 [0.63-0.94] for 30 days compared to low antibody level plasma units. Authors concluded that the relationships between reduced mortality and both earlier time to transfusion and higher antibody levels provide signatures of efficacy for convalescent plasma in the treatment of hospitalized COVID-19 patients, which may be informative for the treatment of COVID-19 and design of randomized clinical trials involving convalescent plasma.

Results from the **first RCT** (ChiCTR200029757) conducted in 103 patients with COVID-19 (severe to critical) admitted to 7 centers in China, with aim to evaluate the efficacy and adverse effects of convalescent plasma therapy with a high titer of antibody to SARS-CoV-2, is published in JAMA [139]. Patients were randomised to Convalescent plasma in addition to standard treatment ($n = 52$) vs standard treatment alone (control) ($n = 51$), stratified by disease severity. Primary outcome was time to clinical improvement within 28 days, defined as patient discharged alive or reduction of 2 points on a 6-point disease severity scale (ranging from 1 [discharge] to 6 [death]). Secondary outcomes included 28-day mortality, time to discharge, and the rate of viral polymerase chain reaction (PCR) results turned from positive at baseline to negative at up to 72 hours.

Convalescent plasma therapy added to standard treatment, compared with standard treatment alone, did not result in a statistically significant improvement in time to clinical improvement within 28 days (51.9% (27/52) of the convalescent plasma group vs 43.1% (22/51) in the control group (difference, 8.8% [95% CI, -10.4% to 28.0%]; hazard ratio [HR], 1.40 [95% CI, 0.79-2.49]; $p = 0.26$). Among those with severe disease, the primary outcome was statistically significant in favour of convalescent plasma (91.3% (21/23) vs 68.2% (15/22) of the control group (HR, 2.15 [95% CI, 1.07-4.32]; $p = 0.03$); among those with life-threatening disease the primary outcome occurred in 20.7% (6/29) of the convalescent plasma group vs 24.1% (7/29) of the control group (HR, 0.88 [95% CI, 0.30-2.63]; $p = 0.83$) (P for interaction = 0.17). There was no significant difference in 28-day mortality (15.7% vs 24.0%; OR, 0.65 [95% CI, 0.29-1.46]; $p = 0.30$) or time from randomization to discharge (51.0% vs 36.0% discharged by day 28; HR, 1.61 [95% CI, 0.88-2.93]; $p = 0.12$). Two patients in the convalescent plasma group experienced adverse events within hours after transfusion that

**August 2020: 1
Beobachtungsstudie mit
35.322 Pts (52,3% in ICU,
27,5% Beatmung)**

**frühere Verabreichung
von CVPlasma,
höhere IgG Titer – bessere
Ergebnisse**

**Li (China)
RCT, 103 Pts (statt 200,
wegen Mangel an Pts)**

**mit Rekonvaleszenten-
Plasma mit hohem
IgG-Titer
Endpunkte:
Zeit bis zur klinischen
Verbesserung
28 Tages Mortalität**

**keine stat. signifikanten
Unterschiede bei**

Transfusions-bedingte AE

**frühzeitiger Abbruch
der Studie und daher
„underpowering“**

improved with supportive care. Interpretation of results is limited by early termination of the trial, which may have been underpowered to detect a clinically important difference. The trial was terminated before it reached its targeted original sample size of 200 patients (103 were enrolled, for whom randomization was stratified by disease severity) because the COVID-19 outbreak in China was being contained while the trial was ongoing and new cases were unavailable for enrollment (Table 3.12-1).

One RCT appeared as **preprint** (NCT04342182), performed on 86 patients with COVID-19 (moderate-critical) admitted to 14 centers in the Netherlands, but halted prematurely [140]. The Convalescent-plasma-for-COVID (ConCOVID) study was a randomized trial comparing convalescent plasma with standard of care therapy in Dutch patients hospitalized for COVID-19. Patients were randomized 1:1 and received 300ml of plasma with anti-SARSCoV-2 neutralizing antibody titers of at least 1:80. The primary endpoint was day-60 mortality and key secondary endpoints were hospital stay and WHO 8-point disease severity scale improvement on day 15. The trial was halted prematurely after 86 patients were enrolled. Although symptomatic for only 10 days (IQR 6-15) at the time of inclusion, 53 of 66 patients tested had anti-SARS-CoV-2 antibodies at baseline. A SARS-CoV-2 plaque reduction neutralization test showed neutralizing antibodies in 44 of the 56 (79%) patients tested with median titers comparable to the 115 donors (1:160 vs 1:160, $p=0.40$).

Because these observations caused concerns about the potential benefit of convalescent plasma in the study population, after discussion with the data safety monitoring board, the study was discontinued. No difference in mortality ($p=0.95$), hospital stay ($p=0.68$) or day-15 disease severity ($p=0.58$) was observed between plasma treated patients and patients on standard of care. The authors concluded that most COVID-19 patients already have high neutralizing antibody titers at hospital admission. Screening for antibodies and prioritizing convalescent plasma to risk groups with recent symptom onset will be key to identify patients that may benefit from convalescent plasma.

The Living Systematic Review, related to these two RCTs mentioned above, Li et al. 2020 [139], and Gharbharan et al. 2020 [140], with Summary of findings table is provided in Table 3.12-2 [141, 142].

As of September 11, 2020, one new multi-center RCT (NCT04345523) article has been published as **preprint** [143]: All patients received standard of care treatment, including off-label use of marketed medicines, and were randomized 1:1 to receive one dose (250-300 mL) of CP from donors with IgG anti-SARS-CoV-2. The trial was stopped after first interim analysis due to the fall in recruitment related to pandemic control. With 81 patients randomized, there were no patients progressing to mechanical ventilation or death among the 38 patients assigned to receive plasma (0%) versus 6 out of 43 patients (14%) progressing in control arm. Mortality rates were 0% vs 9.3% at days 15 and 29 for the active and control groups, respectively. No significant differences were found in secondary endpoints. At inclusion, patients had a median time of 8 days (IQR, 6-9) of symptoms and 49,4% of them were positive for anti-SARS-CoV-2 IgG antibodies. Authors concluded that convalescent plasma could be superior to standard of care in avoiding progression to mechanical ventilation or death in hospitalized patients with COVID-19. The strong dependence of results on a limited number of events in the control group prevents drawing firm conclusions about CP efficacy from this trial.

**RCT als preprint
(Niederlande):
86 Pts.**

**Studie wurde
abgebrochen wegen
Zweifel an Wirksamkeit
bei Mortalität,
Krankenhausaufenthalt,
Schwere der Erkrankung**

kein Unterschied

**Antikörper Titer sind
essentiell**

**Sept 2020:
Publikation zu RCT
CVP vs. SOC**

**frühzeitiger Abbruch
wegen Mangel an
Rekrutierung: Interim
Analyse von 81 Pts**

**CVP besser bei
Vermeidung von
künstlicher Beatmung
und Tod**

**Ergebnisse aber
unzuverlässig**

Table 3.12-1: Publications on clinical trials on Convalescent plasma [139]

Author, year [Reference]	*Li et al. 2020 [139]
Country	China
Study design	RCT, open-label, multicenter
Number of pts	103 patients were recruited; 52 were randomly assigned to the convalescent plasma+standard treatment group and 51 to the control group
Intervention/Product	Convalescent plasma+standard treatment
Comparator	Standard treatment
Mean age of patients, yrs (SD)	Median age, 70 years
Sex % male (% female)	60 (58.3%) men
Follow-up (days)	28 days
Clinical status	Severe of life-treatening COVID-19
Loss to follow-up, n (%)	2 patients
Efficacy outcomes	
Overall survival (OS), n (%)	28-day mortality (15.7% vs 24.0%; OR, 0.65 [95% CI, 0.29-1.46]; p =0.30)
Time to clinical improvement within 28 days	(51.9% (27/52) of the convalescent plasma group vs 43.1% (22/51) in the control group (difference, 8.8% [95% CI, -10.4% to 28.0%]; hazard ratio [HR], 1.40 [95% CI, 0.79-2.49]; p =0.26)
Time from randomization to discharge	(51.0% vs 36.0% discharged by day 28; HR, 1.61 [95% CI, 0.88-2.93]; p = 0.12)
Time to negative conversion rate of viral PCR at 72 hours	(87.2% of the convalescent plasma group vs 37.5% of the control group (OR, 11.39 [95% CI, 3.91-33.18]; p < 0.001)
Safety outcomes	
Adverse events (AEs)	2 patients in the convalescent plasma group

*The trial was terminated early after 103 of a planned 200 patients were enrolled.

Table 3.12-2: Summary of findings table on Convalescent plasma (2 RCTs: Li and Gharbharan) [139],[149],[141, 142]

Outcome	No. of patients		Relative effect (95% CI)	Absolute effect (95% CI)	No. of studies	Certainty of evidence
	CPT	Standard Treatment				
All-cause mortality	14/95 (14.7%)	23/94 (24.5%)	RR 0.60 (0.33 to 1.10)	98 fewer per 1,000 (from 164 fewer to 24 more)	2	Low
serious patients	8/23 (34.8%)	10/22 (45.5%)	RR 0.77 (0.37 to 1.58)	105 fewer per 1,000 (from 286 fewer to 264 more)	1 ^[144] [143][144]	Low
critically ill patients	0/29 (0.0%)	2/29 (6.9%)	RR 0.20 (0.01 to 3.99)	55 fewer per 1,000 (from 68 fewer to 206 more)	1	Low
SARS-CoV-2 clearance	41/52 (78.8%)	15/51 (29.4%)	RR 2.67 (1.71 to 4.18)	491 more per 1,000 (from 209 more to 935 more)	1	Very low
serious patients	19/23 (82.6%)	7/22 (31.8%)	RR 2.60 (1.37 to 4.92)	509 more per 1,000 (from 118 more to 1,000 more)	1 ^[144] [143][144]	Very low
critically ill patients	22/29 (75.9%)	8/29 (27.6%)	RR 2.75 (1.47 to 5.13)	483 more per 1,000 (from 130 more to 1,000 more)	1	Very low
Number of patients discharged	26/52 (50.0%)	18/51 (35.3%)	RR 1.35 (1.00 to 1.84)	124 more per 1,000 (from 0 fewer to 296 more)	1	Very low
serious patients	21/23 (91.3%)	15/22 (68.2%)	RR 1.34 (0.98 to 1.83)	232 more per 1,000 (from 14 fewer to 566 more)	1	Very low
critically ill patients	5/29 (17.2%)	3/29 (10.3%)	RR 1.67 (0.44 to 6.34)	69 more per 1,000 (from 58 fewer to 552 more)	1	Very low
Duration of hospitalisation (follow up range 28-60 days)	NA	NA	HR 1.21 (0.64 to 2.28)	NA	2	Very low
serious patients	NA	NA	HR 1.97 (1.00 to 3.88)	NA	1 ^[144] [143][144]	Low
critically ill patients	NA	NA	HR 1.90 (0.45 to 8.04)	NA	1	Low
Number of patients with AE	2/51 (3.9%)	0/50 (0.0%)	RR 2.94 (0.32 to 27.32)	0 fewer per 1,000 (from 0 fewer to 0 more)	1	Low
serious patients	1/23 (4.3%)	0/22 (0.0%)	RR 2.88 (0.12 to 67.03)	0 fewer per 1,000 (from 0 fewer to 0 more)	1	Low
critically ill patients	1/28 (3.6%)	0/28 (0.0%)	RR 3.00 (0.13 to 70.64)	0 fewer per 1,000 (from 0 fewer to 0 more)	1	Low
Number of patients with SAE	None reported	None reported	NA	NA	1	Low

Source: [141]

Abbreviations: AE=Adverse Events; SAE=Serious Adverse Events .

3.13 Plasma derived medicinal products

As Marovich et al. 2020 [145] stated, neutralizing monoclonal antibodies to SARS-CoV-2 have the potential to be used for both prevention and treatment of infection. They can help to guide vaccine design and development as well. The main target of SARS-CoV-2 neutralizing monoclonal antibodies is the surface spike glycoprotein that mediates viral entry into host cells. Some products will include of a combination of 2 monoclonal antibodies targeting different sites on the spike protein. Due to long half-life of most monoclonal antibodies (approximately 3 weeks for IgG1), a single infusion should be sufficient. A potential limitation of monoclonal antibodies for treatment of COVID-19 is the unknown bioavailability of passively infused IgG in tissues affected by the disease, especially the lungs, which serve as a key target of SARS-CoV-2 infection. Due to the effect of viral diversity it will be important to monitor for the emergence of resistant viral mutations under selective pressure of monoclonal antibody treatment.

Several clinical trials are already registered in ClinicalTrials.gov with several SARS-CoV-2 monoclonal antibodies, and are underway (for example: NCT04425629; NCT04346277; NCT04391309; NCT04268537; NCT04441918; NCT04426695; NCT04429529; NCT04454398; NCT04453384) [16].

To block disease progression, therapeutic trials will include treatment of patients with varying degrees of illness. In the prevention of COVID-19, passive infusion of monoclonal antibodies as preexposure or postexposure prophylaxis might offer immediate protection from infection that could last weeks or months [145]. Newer technologies that modify the Fc region of the antibody to extend the half-life of monoclonal antibodies can provide potentially protective levels for months, depending on the monoclonal antibody concentrations required. Possible disease enhancement include antibody-mediated enhancement of viral entry and replication in target cells (Fc-bearing monocytes or macrophages) and virus-antibody immune complexes and the associated cytokine release [145].

As stated in Press release on July 06, 2020, <https://investor.regeneron.com/news-releases/news-release-details/regeneron-announces-start-regn-cov2-phase-3-covid-19-prevention>, Regeneron Pharmaceuticals, Inc. (NASDAQ: REGN) announced the initiation of late-stage clinical trials evaluating REGN-COV2, Regeneron's investigational double antibody cocktail for the treatment and prevention of COVID-19. REGN-COV2's two antibodies bind non-competitively to the critical receptor binding domain of the virus's spike protein, which diminishes the ability of mutant viruses to escape treatment and protects against spike variants that have arisen in the human population. All trials are adaptively-designed, and the ultimate numbers of patients enrolled will depend on trial progress and insights from Phase 2 studies.

A Phase 3 prevention trial will evaluate REGNCOV2's ability to prevent infection among uninfected people who have had close exposure to a COVID-19 patient (such as the patient's housemate). It is being run jointly with the National Institute of Allergy and Infectious Diseases (NIAID), part of the National Institutes of Health (NIH). The Phase 3 prevention trial is being conducted at approximately 100 sites and is expected to enroll 2,000 patients in the U.S.; the trial will assess SARS-CoV-2 infection status.

**neutralisierende
monoklonale Antikörper:
Prävention und
Behandlung**

**Halbwertszeit bis
3 Wochen von Vorteil**

**Nachteil: unbekannte
Bioverfügbarkeit der
infundierten Antikörper**

**zahlreiche klinische
Studien registriert**

**Prä- und post
Expositionsprophylaxe**

**kombinierte Antikörper-
"Cocktails" zur
Prävention**

**Phase 3
REGNCOV2 Studie
NIAID (NIH) Studie mit
2.000 Teilnehmer*innen**

REGN-COV2 has also moved into the Phase 2/3 portion of two adaptive Phase 1/2/3 trials testing the cocktail's ability to treat hospitalized and non-hospitalized (or "ambulatory") patients with COVID-19. The two Phase 2/3 treatment trials in hospitalized (estimated enrollment =1,850) and non-hospitalized (estimated enrollment =1,050) patients are planned to be conducted at approximately 150 sites in the U.S., Brazil, Mexico and Chile, and will evaluate virologic and clinical endpoints, with preliminary data expected later this summer.

As of September 09, 2020 no studies are found as completed, nor withdrawn or suspended or terminated.

Current US **NIH COVID-19 Treatment Guidelines** stated that there are insufficient clinical data to recommend either for or against severe acute respiratory syndrome coronavirus 2 (SARS-CoV-2) immunoglobulins for the treatment of COVID-19 [125].

No RCT peer-reviewed articles have been published as of September 08, 2020.

3.14 Combination therapy – triple combination of interferon beta-1b, lopinavir–ritonavir and ribavirin vs. lopinavir–ritonavir or other triple combination of interferons

Hung et al. 2020 [112] present the results of the first randomised controlled trial (NCT04276688) on the triple combination of interferon beta-1b, lopinavir–ritonavir, and ribavirin, compared with lopinavir–ritonavir alone, in the treatment of patients admitted to hospital with mild to moderate COVID-19 in Hong-Kong. In this multicentre, prospective, open-label, randomised, phase 2 trial, 127 patients were randomly assigned (2:1) to a 14-day combination of lopinavir 400 mg and ritonavir 100 mg every 12 h, ribavirin 400 mg every 12 h, and three doses of 8 million international units of interferon beta-1b on alternate days (combination group) or to 14 days of lopinavir 400 mg and ritonavir 100 mg every 12 h (control group). The primary endpoint was time to negative nasopharyngeal swab for SARS-CoV-2 RT-PCR. Secondary endpoints included time to symptom resolution by achieving a national early warning score 2 (NEWS2) of 0, a sequential organ failure assessment (SOFA) score of 0, 30-day mortality, and duration of hospital stay. Triple therapy was associated with a significant reduction in the duration of viral shedding (time to negative nasopharyngeal swab 7 days [IQR 5–11] in the combination group vs 12 days [8–15] in the control group; hazard ratio [HR] 4.37 [95% CI 1.86–10.24], $p=0.0010$), symptom alleviation (time to NEWS2 0 of 4 days [IQR 3–8] vs 8 days [7–9]; HR 3.92 [1.66–9.23], $p<0.0001$), and duration of hospital stay (9.0 days [7.0–13.0] vs 14.5 days [9.3–16.0]; HR 2.72 [1.2–6.13], $p=0.016$). There was no mortality in either group. The triple combination also suppressed IL-6 levels. Adverse events included self-limited nausea and diarrhoea with no difference between the two groups. No serious adverse events were reported in the combination group. One patient in the control group had a serious adverse event of impaired hepatic enzymes requiring discontinuation of treatment.

The Living Systematic Review, related to this RCT mentioned above, with Summary of finding table (https://covid-nma.com/living_data/index.php) is provided in table 3.14-2.

Behandlung von hospitalisierten und ambulanten Patient*innen

erste Ergebnisse: Spätsommer 2020

Aug/ Sept 2020: keine weiteren Studien

NIH Behandlungsguideline: insuffiziente Datenlage

Reduktion der Dauer der Virusausscheidung, Symptomverbesserung, Dauer des Krankenhausaufenthalts

kein Unterschied bei AE keine Todesfälle in beiden Gruppen

keine weiteren RCTs publiziert

One new RCT peer-reviewed articles have been published as of August 16, 2020.

Huang et al. 2020 [114] reported the results from a single-center, randomized, open-labeled, prospective clinical trial (ChiCTR2000029387). 101 eligible patients with mild to moderate COVID-19 were randomized into three groups: ribavirin (RBV) plus interferon-a (IFN-a), lopinavir/ritonavir (LPV/r) plus IFN-a, and RBV plus LPV/r plus IFN-a at a 1:1:1 ratio, with a 28-d follow-up. The outcomes include the difference in median interval to SARS-CoV-2 nucleic acid negativity, the proportion of patients with SARS-CoV-2 nucleic acid negativity at day 14, the mortality at day 28, the proportion of patients re-classified as severe cases, and adverse events during the study period. The median interval from baseline to SARS-CoV-2 nucleic acid negativity was 12 d in the LPV/r+IFN-a-treated group, as compared with 13 and 15 d in the RBV+IFN-a-treated group and in the RBV+LPV/r+ IFN-a-treated group, respectively (p=0.23). The proportion of patients with SARS-CoV-2 nucleic acid negativity in the LPV/ r+IFN-a-treated group (61.1%) was higher than the RBV+ IFN-a-treated group (51.5%) and the RBV+LPV/r+IFN-a-treated group (46.9%) at day 14; however, the difference between these groups was calculated to be statistically insignificant. The RBV+LPV/ r+IFN-a-treated group developed a significantly higher incidence of gastrointestinal adverse events than the LPV/r+ IFN-a-treated group and the RBV+ IFN-a-treated group. Authors concluded that there are no significant differences among the three regimens in terms of antiviral effectiveness in patients with mild to moderate COVID19. The combination of RBV and LPV/r is associated with a significant increase in gastrointestinal adverse events, suggesting that RBV and LPV/r should not be co-administered to COVID-19 patients simultaneously.

One new RCT **preprint** article has been published as of September 12, 2020: Chinese RCT published by Zheng et al. 2020 [71, 146] with three arms including 89 patients has evaluated the effect of Novaferon (the pharmaceutical which has similar properties of IFN-I but its antiviral activities has been greatly improved being at least 10 times more potent than human interferon α -2b) (n=30), Lopinavir/Ritonavir (n=29) and Novaferon + Lopinavir/Ritonavir (n=30) in COVID-19 patients. The groups treated with Novaferon alone or in combination with Lopinavir/Ritonavir showed significantly higher clearance rates on day 6 than the group treated with Lopinavir/Ritonavir alone, but the certainty on the evidence is very low. No serious adverse events were reported.

The Living Systematic Review, related to this RCT mentioned above, with Summary of finding table is provided in table 3.14-2 continued.

**August 2020:
ein weiterer RCT**

RCT: 101 Pts

**3 Gruppen:
RBV+IFN
LPV/r+IFN
RBV+LPV/r**

kein Unterschied

**RCT (China)
89 Pts.**

**3 Gruppen
Novaferon (IFN-I)
LPV/r
Novaferon + LPV/r**

**Bessere Ergebnisse in IFN
Gruppen**

Table 3.14-1: Publications on clinical trials on triple combination of interferon beta-1b, lopinavir–ritonavir and ribavirin

Author, year [Reference]	Hung et al. 2020 [112]
Country	Hong-Kong
Sponsor/Funding	The Shaw-Foundation, Richard and Carol Yu, May Tam Mak Mei Yin, and Sanming Project of Medicine
Study design	Multicentre, prospective, open-label, randomised, phase 2 trial
Number of pts	127 patients were recruited; 86 were randomly assigned to the combination group and 41 were assigned to the control group
Intervention/Product	lopinavir 400 mg and ritonavir 100 mg every 12 h, ribavirin 400 mg every 12 h, and three doses of 8 million international units of interferon beta-1b on alternate days (combination group)
Comparator	lopinavir 400 mg and ritonavir 100 mg every 12 h (control group)
Inclusion criteria	Age at least 18 years, a national early warning score 2 (NEWS2) of at least 1, and symptom duration of 14 days or less upon recruitment
Exclusion criteria	Inability to comprehend and to follow all required study procedures; allergy or severe reactions to the study drugs; patients with known prolonged QT or PR interval, second- or third-degree heart block, or ventricular cardiac arrhythmias, including torsade de pointes; patients taking medication that will potentially interact with lopinavir/ritonavir, ribavirin or interferon-beta 1b; patients with known history of severe depression; pregnant or lactation women; inability to comprehend and to follow all required study procedures; received an experimental agent (vaccine, drug, biologic, device, blood product, or medication) within 1 month prior to recruitment in this study or expect to receive an experimental agent during this study; unwilling to refuse participation in another clinical study through the end of this study; have a history of alcohol or drug abuse in the last 5 years; have any condition that the investigator believes may interfere with successful completion of the study
Pts pretreated + previous treatment	N.A
Mean age of patients, yrs (SD)	52 years (IQR 32–62)
Sex % male (% female)	68 (54%) men vs 59 (46%) women
Follow-up (days)	30 days
Clinical status	Mild to moderate COVID-19
Loss to follow-up, n (%)	1 patient in control group due to AE
Efficacy outcomes	
Overall survival (OS), n (%)	No patients died during the study
Time to negative nasopharyngeal swab	7 days [IQR 5–11] in the combination group vs 12 days [8–15] in the control group; hazard ratio [HR] 4.37 [95% CI 1.86–10.24], p=0.0010
Time to clinical improvement	Time to NEWS2 0 of 4 days [IQR 3–8] in the combination group vs 8 days [7–9] in the control group; HR 3.92 [1.66–9.23], p<0.0001
Length of hospitalisation	Duration of hospital stay (9.0 days [7.0–13.0] in the combination group vs 14.5 days [9.3–16.0] in the control group; HR 2.72 [1.2–6.13], p=0.016
Safety outcomes	
Adverse events (AEs)	41 (48%) of 86 patients in the combination group vs 20 (49%) of 41 patients in the control group most common: diarrhoea (52 [41%] of 127 patients), fever (48 [38%] patients), nausea (43 [34%]) and raised alanine transaminase level (18 [14%], p=ns
Serious adverse events (SAEs)	0 in combination group vs 1 in control group (impaired hepatic enzymes requiring discontinuation of treatment), p=0.15
Discontinuation of study drug due to AEs or SAEs	1 in the control group

Table 3.14-2: Summary of findings table on triple combination of interferon beta-1b, lopinavir–ritonavir and ribavirin (1 RCT: Hung) - https://covid-nma.com/living_data/index.php

Summary of findings:						
Lopinavir + Ritonavir + Ribavirin + Interferon-b-1b compared to Lopinavir + Ritonavir for Mild/Moderate COVID-19						
Patient or population: Mild/Moderate COVID-19						
Setting: Worldwide						
Intervention: Lopinavir + Ritonavir + Ribavirin + Interferon-b-1b						
Comparison: Lopinavir + Ritonavir						
Outcomes	Anticipated absolute effects* (95% CI)		Relative effect (95% CI)	No of participants (studies)	Certainty of the evidence (GRADE)	Comments
	Risk with Lopinavir + Ritonavir	Risk with Lopinavir + Ritonavir + Ribavirin + Interferon-b-1b				
Incidence of viral negative conversion D7	902 per 1.000	875 per 1.000 (767 to 993)	RR 0.97 (0.85 to 1.10)	127 (1 RCT)	⊕⊕○○ LOW ^{a,b}	
WHO Clinical Progression Score (decrease in 1 point) (i.e., improvement) - not reported	-	-	-	-	-	outcome not yet measured or reported
Admission in ICU or death - not reported	-	-	-	-	-	outcome not yet measured or reported
Incidence of WHO progression score (level 6 or above) - not reported	-	-	-	-	-	outcome not yet measured or reported
Incidence of WHO progression score (level 7 or above) - not reported	-	-	-	-	-	outcome not yet measured or reported
All-cause mortality D7				127 (1 RCT)	⊕○○○ VERY LOW ^{a,c}	zero events in both groups

All-cause mortality D14-D28				127 (1 RCT)	⊕○○○ VERY LOW a,c	zero events in both groups
Adverse events D14-D28	488 per 1.000	478 per 1.000 (327 to 698)	RR 0.98 (0.67 to 1.43)	127 (1 RCT)	⊕⊕⊕○ MODERATE d,e	
Serious adverse events D14-D28	24 per 1.000	4 per 1.000 (0 to 94)	RR 0.16 (0.01 to 3.87)	127 (1 RCT)	⊕⊕○○ LOW ^{d,f}	

*The risk in the intervention group (and its 95% confidence interval) is based on the assumed risk in the comparison group and the relative effect of the intervention (and its 95% CI).

CI: Confidence interval; RR: Risk ratio

GRADE Working Group grades of evidence

High certainty: We are very confident that the true effect lies close to that of the estimate of the effect

Moderate certainty: We are moderately confident in the effect estimate: The true effect is likely to be close to the estimate of the effect, but there is a possibility that it is substantially different

Low certainty: Our confidence in the effect estimate is limited: The true effect may be substantially different from the estimate of the effect

Very low certainty: We have very little confidence in the effect estimate: The true effect is likely to be substantially different from the estimate of effect

Explanations

- a. Indirectness downgraded by 1 level: single study from a single country, therefore results in this population might not be generalizable to other settings
- b. Imprecision downgraded by 1 level: low number of participants
- c. Imprecision downgraded by 2 levels: no events in both groups and low number of participants
- d. Indirectness not downgraded: we presume that adverse event rate is not specific to a certain setting
- e. Imprecision downgraded by 1 level: due to wide confidence interval consistent with the possibility for benefit and the possibility for harm and low number of participants
- f. Imprecision downgraded by 2 levels: due to very wide confidence interval consistent with the possibility for benefit and the possibility for harm and low number of participants

Table 3.14 2 continued: Summary of findings tables on Novaferon , Lopinavir/Ritonavir and Novaferon + Lopinavir/Ritonavir (1 RCT: Zheng 2020)

Novaferon versus Lopinavir/Ritonavir

Outcome	Anticipated absolute effects (95% CI)		Relative effect (95% CI)	Absolute effect (95% CI)	Number of participants (studies)	Certainty of evidence
	Risk with Lopinavir/Ritonavir	Risk with Novaferon				
SARS-CoV-2 clearance	517 per 1000	567 per 1000	RR 1.10 (0.68 to 1.75)	52 more per 1000 (from 166 fewer to 388 more)	59	Very low
Progression of COVID-19 severity	143 per 1000	0 per 1000	RR 0.11 (0.01 to 1.97)	127 fewer per 1000 (from 141 fewer to 139 more)	56	Very low
Number with adverse events	138 per 1000	0 per 1000	RR 0.11 (0.01 to 1.91)	123 fewer per 1000 (from 137 fewer to 126 more)	59	Very low

Explanations of GRADE: Level of certainty was downgraded of one level for high risk of performance bias and unclear risk of selection bias, and further downgraded of two levels for very few events and small sample size

Novaferon versus Novaferon + Lopinavir/Ritonavir

Outcome	Anticipated absolute effects (95% CI)		Relative effect (95% CI)	Absolute effect (95% CI)	Number of participants (studies)	Certainty of evidence
	Risk with Novaferon + Lopinavir/Ritonavir	Risk with Novaferon				
SARS-CoV-2 clearance	700 per 1000	567 per 1000	RR 1.24 (0.84 to 1.83)	136 more per 1000 (from 91 fewer to 470 more)	60	Very low
Number with adverse events	100 per 1000	0 per 1000	RR 7.00 (0.38 to 129.93)	0 fewer per 1000 (from 0 fewer to 0 fewer)	60	Very low
Number with severe adverse events	Serious adverse events were not reported in either group.					Low
Progression of COVID-19 severity	None of the patients, with a moderate disease severity, had worsened disease.					Low

Explanations of GRADE: For the outcomes “SARS-CoV-2 clearance” and “Number with adverse events”, the level of certainty was downgraded of two levels for very few events and small sample size, and further downgraded of one level for small sample size. For the outcomes “Number with severe adverse events” and “Progression of COVID-19 severity”, the level of certainty was downgraded of one level for high risk of performance bias and unclear risk of selection bias, and further downgraded of one level for small sample size

Novaferon + Lopinavir/Ritonavir versus Lopinavir/Ritonavir

Outcome	Anticipated absolute effects (95% CI)		Relative effect (95% CI)	Absolute effect (95% CI)	Number of participants (studies)	Certainty of evidence
	Risk with Lopinavir/Ritonavir	Risk with Novaferon + Lopinavir/Ritonavir				
SARS-CoV-2 clearance	517 per 1000	700 per 1000	RR 1.35 (0.89 to 2.06)	181 more per 1000 (from 57 fewer to 548 more)	59	Very low
Progression of COVID-19 severity	143 per 1000	0 per 1000	RR 0.11 (0.18 to 2.96)	127 fewer per 1000 (from 141 fewer to 139 more)	56	Very low
Number with severe adverse events	138 per 1000	100 per 1000	RR 0.72 (0.18 to 2.96)	39 fewer per 1000 (from 113 fewer to 270 more)	59	Low

Explanations of GRADE: For the outcomes “SARS-CoV-2 clearance” and “Number with adverse events”, the level of certainty was downgraded of two levels for very few events and small sample size, and further downgraded of one level for small sample size. For the outcomes “Number with severe adverse events” and “Progression of COVID-19 severity”, the level of certainty was downgraded of one level for high risk of performance bias and unclear risk of selection bias, and further downgraded of one level for small sample size

Novaferon + Lopinavir/Ritonavir versus Lopinavir/Ritonavir

Outcome	Anticipated absolute effects (95% CI)		Relative effect (95% CI)	Absolute effect (95% CI)	Number of participants (studies)	Certainty of evidence
	Risk with Lopinavir/Ritonavir	Risk with Novaferon + Lopinavir/Ritonavir				
SARS-CoV-2 clearance	517 per 1000	700 per 1000	RR 1.35 (0.89 to 2.06)	181 more per 1000 (from 57 fewer to 548 more)	59	Very low
Progression of COVID-19 severity	143 per 1000	0 per 1000	RR 0.11 (0.18 to 2.96)	127 fewer per 1000 (from 141 fewer to 139 more)	56	Very low
Number with severe adverse events	138 per 1000	100 per 1000	RR 0.72 (0.18 to 2.96)	39 fewer per 1000 (from 113 fewer to 270 more)	59	Low

Explanations of GRADE: For the outcomes “SARS-CoV-2 clearance” and “Progression of COVID-19 severity”, the level of certainty was downgraded of two levels for very few events and small sample size, and further downgraded of one level for small sample size. For the outcome “Number with severe adverse events” the level of certainty was downgraded of one level for high risk of performance bias and unclear risk of selection bias, and further downgraded of one level for small sample size.

3.15 Solnatide

About the treatment under consideration

The therapeutic molecule solnatide (INN) has been designed by APEPTICO (a privately-held biotechnology company from Vienna/Austria) for the therapeutic treatment of patients with Acute Respiratory Distress Syndrome (ARDS) and various forms of life-threatening Pulmonary Oedema (PPO). Solnatide is a synthetic peptide of less than 20 amino acids applied directly in the lower airways in the form of a liquid aerosol, aims to accelerate the dissolution of alveolar oedema and reduce barrier damage caused by Covid-19 in the lungs. In 2013, APEPTICO successfully completed a phase I clinical study in healthy subjects, proving the safety of solnatide, as well as two phase II clinical studies (a randomized, double-blinded placebo-controlled trial using inhaled solnatide in mechanically-ventilated ARDS patients with lung oedema; a randomized, placebo-controlled pilot study in patients suffering from primary graft dysfunction (PGD) following lung transplantation).

Currently, solnatide is investigated in a Phase IIB trial (EUDRACT No. 2017-003855-47) for the “treatment of pulmonary permeability oedema in patients with ARDS”. The Phase IIB clinical trial has been approved by the German and the Austrian Competent Authorities, as well by Ethic Committees of leading Medical University Hospitals in Germany as well Austria.

In April 2020, solnatide has been approved for Compassionate Use by the Austrian Federal Office for Safety in Health Care (BASG) for the treatment of patients infected by the novel coronavirus SARS-CoV-2 and subsequently developing severe pulmonary dysfunction (severe COVID-19), as well as by the Italian Medicines Agency and the Ethics Committee of the National Institute for Infectious Diseases (Lazzaro Spallanzani-Rome), within the compassionate use program of drugs undergoing clinical trials for the treatment of COVID-19 patients suffering from pulmonary oedema and acute respiratory distress syndrome.

APEPTICO Forschung und Entwicklung GmbH has signed, together with the “solnatide consortium”, the Grant Agreement ID: 101003595 with the European Commission to accelerate the process of making APEPTICO’s proprietary investigational medicinal product (IMP) solnatide available for medical treatment of patients severely affected by the novel coronavirus 2019 (SARS-CoV-2) disease, COVID-19; the Grant Agreement was made available via the Horizon2020 programme “Advancing knowledge for the clinical and public health response to the 2019-nCoV epidemic” (https://ec.europa.eu/commission/presscorner/detail/en/ip_20_386). Project started on 1 April 2020 and will end on 31 December 2021.

One ongoing randomised, double-blind, placebo controlled, parallel assignment trial with aim to assess efficacy and safety of 7 days orally inhaled 100 mg solnatide to treat pulmonary permeability oedema of 40 SARS-Cov-2 positive patients with moderate-to-severe ARDS is registered in EUdraCT register (EudraCT number 2020-001244-26), <https://www.clinicaltrialsregister.eu/ctr-search/trial/2020-001244-26/AT> [147].

Medikament gegen akutes Atemnotsyndrom

Verabreichung: Inhalation

2013: Phase 1 Studie abgeschlossen + 2 Phase 2 Studien an beatmeten Pts.

derzeit laufende Studie: Phase 2B

April: BASG, AIFA lassen Solnatide für “Compassionate Use” zu

EC-Grant seit April für covid-19

1 laufender RCT mit 40 moderat bis schwer Covid-19 Erkrankten

Completed, withdrawn, suspended or terminated studies

As of September 08, 2020 no completed, withdrawn, suspended or terminated studies related to solnatide in COVID-19 patients were found in ClinicalTrials.gov and EudraCT registers [147].

ClinicalTrials.gov & EudraCT: keine klinischen Studien registriert,

Results of publications

As of September 08, 2020 no publications related to the RCTs of solnatide in COVID-19 patients were found [147].

keine Publikation von RCT

3.16 Umifenovir (Arbidol®)

About the treatment under consideration

Umifenovir (Arbidol), an indole-derivative is a broad-spectrum drug against a wide range of enveloped and non-enveloped viruses: it interacts preferentially with aromatic amino acids, and it affects multiple stages of the virus life cycle, either by direct targeting viral proteins or virus-associated host factors. Umifenovir's ability to exert antiviral effects through multiple pathways has resulted in considerable investigation into its use for a variety of enveloped and non-enveloped RNA and DNA viruses, including Flavivirus, Zika virus, foot-and-mouth disease, Lassa virus, Ebola virus, herpes simplex, hepatitis B and C viruses, chikungunya virus, reovirus, Hantaan virus, and coxsackie virus B5. This dual activity may also confer additional protection against viral resistance, as the development of resistance to umifenovir does not appear to be significant. Umifenovir is currently being investigated as a potential treatment and prophylactic agent for COVID-19 caused by SARS-CoV2 infections in combination with both currently available and investigational HIV therapies (<https://pubchem.ncbi.nlm.nih.gov/compound/Arbidol>). Its use is only in China and Russia, since not approved by neither the FDA nor the EMA.

antivirales Medikament zugelassen in China, Russland, aber nicht EMA/FDA

Erprobung bei verschiedenen Viren:

Flavi-, Zika-, Lassa-, Ebola Virus, Herpes simplex, Hepatitis B & C

As Wang et al. 2020 recently published, arbidol efficiently inhibited SARS-CoV-2 infection in vitro (it appears to block virus entry by impeding viral attachment and release from the EIs) [148].

1 in vitro Publikation

One small retrospective observational study published by Zhu et al. 2020 [149] evaluated the antiviral effect and safety of lopinavir/ritonavir (2x 400 mg/100 mg, n=34) and umifenovir (3x0.2 g, n=16) patients with COVID-19, treated for one week. No difference in fever duration was found between the two groups (p=0.61), but patients in umifenovir group had a shorter duration of positive RNA test (p<0.01).

Zhu (China): retrospektive Studie 34 Pts.

Completed, withdrawn, suspended or terminated studies

As of September 07, 2020 no completed, withdrawn, suspended or terminated studies related to umifenovir were found in ClinicalTrials.gov and EudraCT registers.

ClinicalTrials.gov & EudraCT: keine Studien registriert

Results of publications

As already mentioned above, in section related to of lopinavir/ritonavir, RCT published by Yueping et al. 2020 (NCT04252885) [68] was an exploratory randomised (2:2:1) controlled trial, conducted in China, with the aim to assess the efficacy and safety of lopinavir/ritonavir or arbidol monotherapy in 86 patients with mild/moderate COVID-19. 34 of them assigned to lopinavir/ritonavir; 35 to arbidol and 17 with no antiviral medication as control, with follow-up of 21 days. The rate of positive-to-negative conversion of SARS-CoV-2 nucleic acid, as the primary endpoint, was similar between groups (all $P > 0.05$) and there were no differences between groups in the secondary endpoints, the rates of antipyresis, cough alleviation, or improvement of chest CT at days 7 or 14 (all $p > 0.05$). At day 7, eight (23.5%) patients in the LPV/r group, 3 (8.6%) in the arbidol group and 2 (11.8%) in the control group showed a deterioration in clinical status from moderate to severe/critical ($p = 0.206$). Related to adverse events, 12 (35.3%) patients in the lopinavir/ritonavir group and 5 (14.3%) in the arbidol group experienced adverse events during the follow-up period, and no AE occurred in the control group [68].

The Living Systematic Review, related to this RCT mentioned above, with Summary of findings table (https://covid-nma.com/living_data/index.php) is provided in table 3.16-1.

One publication [74] on the completed RCT (ChiCTR2000030254) about the efficacy and safety of favipiravir, in comparison with umifenovir, to treat Covid-19 patients was identified; however, as the publication was available just as pre-print but not yet peer-reviewed, it has not been extracted. Summary of findings table can be found in Section related to favipiravir.

No new RCT peer-reviewed articles have been published as of September 07, 2020.

**Yueping (China)
RCT, 86 Pts.
leichte/ moderate
Erkrankung**

**kein Unterschied
zwischen den Gruppen in
einigen
Surrogatendpunkten**

mehr AE

**1 RCT nur im preprint
(nicht peer-reviewed)**

Table 3.16-1: Summary of findings table, on umifenovir (1 RCT: Yueping) - https://covid-nma.com/living_data/index.php

Summary of findings:						
Umifenovir compared to Standard Care for Mild/Moderate COVID-19						
Patient or population: Mild/Moderate COVID-19						
Setting: Worldwide						
Intervention: Umifenovir						
Comparison: Standard Care						
Outcomes	Anticipated absolute effects* (95% CI)		Relative effect (95% CI)	N _e of participants (studies)	Certainty of the evidence (GRADE)	Comments
	Risk with Standard Care	Risk with Umifenovir				
Incidence of viral negative conversion (D7)	412 per 1.000	371 per 1.000 (181 to 758)	RR 0.90 (0.44 to 1.84)	52 (1 RCT)	⊕○○○ VERY LOW ^{a,b}	
WHO Clinical Progression Score (increase in 1 point) - not reported	-	-	-	-	-	outcome not yet measured or reported
Admission in ICU - not reported	-	-	-	-	-	outcome not yet measured or reported
Incidence of WHO progression score (level 6 or above) - not reported	-	-	-	-	-	outcome not yet measured or reported
Incidence of WHO progression score (level 7 or above D7)				52 (1 RCT)	⊕○○○ VERY LOW ^{a,c}	zero events in both groups
All-cause mortality D14-D28				52 (1 RCT)	⊕○○○ VERY LOW ^{a,c}	zero events in both groups
Adverse events D14-D28	0 per 1.000	0 per 1.000 (0 to 0)	RR 5.50 (0.32 to 94.06)	52 (1 RCT)	⊕⊕○○ LOW ^{b,d}	zero events in control group
Serious adverse events D14-D28				52 (1 RCT)	⊕⊕○○ LOW ^{c,d}	zero events in both groups

*The risk in the intervention group (and its 95% confidence interval) is based on the assumed risk in the comparison group and the relative effect of the intervention (and its 95% CI).

CI: Confidence interval; RR: Risk ratio

GRADE Working Group grades of evidence

High certainty: We are very confident that the true effect lies close to that of the estimate of the effect

Moderate certainty: We are moderately confident in the effect estimate: The true effect is likely to be close to the estimate of the effect, but there is a possibility that it is substantially different

Low certainty: Our confidence in the effect estimate is limited: The true effect may be substantially different from the estimate of the effect

Very low certainty: We have very little confidence in the effect estimate: The true effect is likely to be substantially different from the estimate of effect

3.17 Dexamethasone and other corticosteroids

About the drug under consideration

Dexamethasone (Dexamethasone Mylan), manufactured by Mylan, is a long-acting glucocorticoid which is used principally as an anti-inflammatory or immunosuppressant agent. During a short-term therapy, in compliance with the dosage recommendations and close monitoring of patients, the risk of side effects is low. The usual side effects of short-term dexamethasone treatment (days/weeks) include weight gain, psychological disorders, glucose intolerance and transitory adrenocortical insufficiency. Long-term dexamethasone treatment (months/years) usually causes central obesity, skin fragility, muscle atrophy, osteoporosis, growth retardation and longterm suprarenal insufficiency [150-152]. Daily regimen of dexamethasone 6 mg once daily is equivalent to 160 mg of hydrocortisone, 40 mg of prednisone, and 32 mg of methylprednisolone.

The proposed mechanism of glucocorticoids in severe acute respiratory syndrome coronavirus 2 (SARS-CoV-2) involves the mitigation of an excessive immune response that can lead to acute respiratory distress syndrome (ARDS) and multi-organ failure. ARDS develops in approximately 20% of COVID-19 patients and is linked to multi-organ failure through cytokine release syndrome [153, 154].

Dexamethasone is authorised at national level in the EU and is used in a wide range of conditions, including rheumatic problems, skin diseases, severe allergies, asthma and chronic obstructive lung disease. On 24 July 2020, EMA's human medicines committee (CHMP) started a review under Article 5(3) of Regulation 726/2004 of the results from the RECOVERY study arm and will provide an opinion on the results of this study and on the potential use of dexamethasone to treat adults with COVID-19 [155]. The UK has approved dexamethasone for the treatment of Covid-19 on June 16, 2020 [157].

CHMP is currently evaluating Dexamethasone Taw for a marketing authorisation for the treatment of hospitalised adult patients with COVID-19. The applicant, Taw Pharma, is developing Dexamethasone Taw as a hybrid medicine; like its "reference medicine", Fortecortin Inject, Dexamethasone Taw is injectable. The evaluation of Dexamethasone Taw began on 31 August 2020. It has no impact on the use of other dexamethasone medicines [156]. As part of its evaluation, the CHMP will consider the outcome of its ongoing review of the use of dexamethasone to treat COVID-19, mentioned above.

There are several registered ongoing clinical trials on corticosteroid treatment in Covid-19 patients in ClinicalTrials.gov and EudraCT registers. Results from published small case series and retrospective cohort studies with short courses of corticosteroids in patients with COVID-19 reported conflicting results, both beneficial and harmful effects.

Based on results of the RECOVERY Trial described below, the US COVID-19 Treatment Guidelines Panel **recommends using dexamethasone** (at a dose of 6 mg per day for up to 10 days) in patients with COVID-19 who are mechanically ventilated (**AI**) and in patients with COVID-19 who require supplemental oxygen but who are not mechanically ventilated (**BI**). The Panel **recommends against** using dexamethasone in patients with COVID-19 who do not require supplemental oxygen (**AI**) [61]. If dexamethasone is not

**Glukokortikoide:
entzündungshemmend**

**EMA keine Zulassung, UK:
Zulassung im Juni für
Covid-19**

**EMA- CHMP:
Zulassungsantrag von
Taw Pharma (Sept 2020)**

**mehrere Studien sind
registriert, Ergebnisse aus
kleinen Studien zeigen
widersprüchliche
Resultate**

**Empfehlungen des US
COVID-19 Treatment
Guidelines Panel: bei
künstlich beatmeten
Patient*innen, nicht
jedoch bei nicht
beatmeten Pts.**

available, the Panel **recommends using** alternative glucocorticoids such as **prednisone, methylprednisolone, or hydrocortisone (AIII)** [61].

Recently, a prospective meta-analysis from the WHO Rapid Evidence Appraisal for COVID-19 Therapies (REACT) Working Group with pooled data from 7 trials, evaluating systemic corticosteroids versus usual care in COVID-19 critically ill patients [168], and the new WHO living guidance on corticosteroids for COVID-19 were published [169, 170]. The resulting evidence summary suggested that systemic corticosteroids probably reduce 28-day mortality in patients with critical COVID-19 (moderate certainty evidence; seven studies, 1703 patients; relative risk [RR] 0.80, 95% CI 0.70–0.91; absolute effect estimate 87 fewer deaths per 1000 patients, 95% CI 124 fewer to 41 fewer), and also in those with severe disease (moderate certainty evidence; one study, 3883 patients; RR 0.80, 95% CI 0.70–0.92; absolute effect estimate 67 fewer deaths per 1000 patients, 95% CI 100 fewer to 27 fewer). Systemic corticosteroids may increase the risk of death when administered to patients with non-severe COVID-19 (low certainty evidence; one study, 1535 patients; RR 1.22, 95% CI 0.93–1.61; absolute effect estimate 39 more per 1000 patients, 95% CI 12 fewer to 107 more). Systemic corticosteroids probably reduce the need for invasive mechanical ventilation (moderate certainty of evidence; two studies, 5481 patients; RR 0.74, 95% CI 0.59–0.93). Harms, in the context of the mortality reduction in severe disease, are minor.

The WHO panel made two recommendations: a **strong recommendation** (based on moderate certainty evidence) **for systemic** (i.e. intravenous or oral) **corticosteroid therapy** (e.g. 6 mg of dexamethasone orally or intravenously daily or 50 mg of hydrocortisone intravenously every 8 hours) for 7 to 10 days in **patients with severe and critical COVID-19**, and a **conditional recommendation** (based on low certainty evidence) **not to use corticosteroid therapy in patients with non-severe COVID-19** [169, 170].

Completed, withdrawn, suspended or terminated studies

As of September 11, 2020 two completed (NCT04445506, related to dexamethasone, and NCT04273321, related to methylprednisolone) and one terminated RCT - NCT04327401 (CoDEX), related to dexamethasone were found in ClinicalTrials.gov and EUdraCT registers. In the terminated RCT conducted in 299 COVID-19 patients with moderate and severe ARDS in Brazil, the Data Monitoring Committee recommended to stop the trial based on the Recovery Trial results, which was accepted by the CoDEX Steering Committee. The results of this RCT have been published recently [171]. DEXA-COVID trial (NCT04325061, EudraCT 2020-001278-31) on dexamethasone, is written as suspended (lack of enrollment) in ClinicalTrials.gov, but as ongoing in EUdraCT register. The results of this RCT are not yet published [16].

**Metaanalyse von
7 Studien, 1.703 Pts.**

**systemische
Kortikosteroide verringern
wahrscheinlich die 28-Tage
Mortalität in
Schwererkranken**

**erhöhen aber das Risiko zu
Versterben in nicht-
schweren Erkrankungen**

**WHO Empfehlung:
Starke Empfehlung bei
kritischen und schwer
Erkrankte
Bedingte Empfehlung,
NICHT zu verwenden bei
nicht-schwer Erkrankten**

**2 abgeschlossene RCTs
1 abgebrochener RCT
wegen (besseren
Ergebnissen in) Recovery
Trial in Brasilien**

**1 eingestellter RCT –
wegen Mangel an
Rekrutierung**

Results of publications

As of 11/09/2020, five new RCTs were published and included in meta-analysis provided by EUnetHTA RCR Team [172] in addition to the RECOVERY trial. Meta-analysis included six RCTs: two related to dexamethasone treatment – the largest, **RECOVERY trial (NCT04381936, EudraCT 2020-001113-21)** [173]; and **CoDEX trial (NCT04327401)** [171]; two related to hydrocortisone treatment - **CAPE-COVID trial (NCT02517489)** [174] and **REMAPCAP trial (NCT02735707)** [175], and two RCTs related to methylprednisolone - **MetCOVID trial (NCT04343729)** [176] and **GLUCOCOVID trial (EudraCT 2020-001934-37)** [177]. Corticosteroid regimens included: **dexamethasone** 6 mg daily up to 10 days in RECOVERY trial and 20 mg daily for 5 days followed by 10 mg daily for 5 days in CoDEX trial [173] [171]; **hydrocortisone** 200 mg daily for 4 to 7 days followed by 100 mg daily for 2 to 4 days and then 50 mg daily for 2 to 3 days in CAPE-COVID trial [174] and **hydrocortisone** 200 mg daily for 7 days in REMAPCAP trial [175]; and **methylprednisolone** 0.5 mg/kg twice daily, for 5 days in MetCOVID trial [176] and 40 mg every 12 hours for 3 days and then 20 mg every 12 hours for 3 days in GLUCOCOVID trial [177]. According to the classification as low or high corticosteroids dose, three RCTs are classified as low dose (RECOVERY, CAPE-COVID, REMAPCAP) [173-175], and the rest as high dose [171, 176, 177]. REMAPCAP was an international study (recruiting in 14 European countries, Australia, Canada, New Zealand, Saudi Arabia and the United Kingdom) [175]; the rest were conducted in individual countries [171, 173, 174, 176, 177].

The RCT with the largest number of included COVID-19 patients is RCTs of dexamethasone arm of the RECOVERY trial in Covid-19 patients [173]. The RECOVERY trial was designed to evaluate the effects of potential treatments in patients hospitalized with Covid-19 at 176 NHS organizations in the UK and was supported by the National Institute for Health Research Clinical Research Network. The primary outcome was all-cause mortality within 28 days after randomization; further analyses were specified at 6 months. Secondary outcomes were the time until discharge from the hospital and, among patients not receiving invasive mechanical ventilation at the time of randomization, subsequent receipt of invasive mechanical ventilation (including extracorporeal membrane oxygenation) or death. Other prespecified clinical outcomes included cause-specific mortality, receipt of renal hemodialysis or hemofiltration, major cardiac arrhythmia (recorded in a subgroup), and receipt and duration of ventilation. The randomization of patients to receive dexamethasone, hydroxychloroquine, or lopinavir-ritonavir has now been stopped, the trial continues randomization to groups receiving azithromycin, tocilizumab, or convalescent plasma.

6 RCTs veröffentlicht:

**RECOVERY
CoDEX
CAPE-COVID
REMAPCAP
MetCOVID
GLUCOCOVID**

**unterschiedliche
Dosierungen**

größter RCT: RECOVERY

2.104 Pts

Results from preliminary report of the RECOVERY trial are related to the comparison of oral or intravenous dexamethasone 6 mg given once daily for up to ten days (2104 patients) plus the usual standard of care vs. usual care alone (4321 patients). Authors showed that overall, 482 (22.9%) patients allocated dexamethasone and 1110 (25.7%) patients allocated usual care died within 28 days (age adjusted rate ratio [RR] 0.83; 95% confidence interval [CI] 0.75 to 0.93; $P < 0.001$). The proportional and absolute mortality rate reductions varied significantly depending on level of respiratory support at randomization (test for trend $p < 0.001$): dexamethasone reduced deaths by one-third in patients receiving invasive mechanical ventilation (29.3% vs. 41.4%, RR 0.64 [95% CI 0.51 to 0.81]), by one-fifth in patients receiving oxygen without invasive mechanical ventilation (23.3% vs. 26.2%, RR 0.82 [95% CI 0.72 to 0.94]), but did not reduce mortality in patients not receiving respiratory support at randomization (17.8% vs. 14.0%, RR 1.19 [95% CI 0.91 to 1.55]). Allocation to dexamethasone was associated with a shorter duration of hospitalization than usual care (median 12 days vs. 13 days) and a greater probability of discharge within 28 days (rate ratio 1.10 [95% CI 1.03 to 1.17]) with the greatest effect seen among those receiving invasive mechanical ventilation at baseline (11.5 by chi-square test for trend). The risk of progression to invasive mechanical ventilation was lower among those allocated dexamethasone vs. usual care (risk ratio 0.92 [95% CI 0.84 to 1.01]). Analyses are ongoing regarding cause-specific mortality, the need for renal dialysis or hemofiltration, and the duration of ventilation [172, 173].

The **CoDEX trial** randomized 299 patients in 41 ICUs in Brazil with moderate or severe ARDS and COVID-19 to open-label high-dose dexamethasone (20 mg/d for 5 days, then 10 mg/d for 5 days) vs usual care alone, with the primary outcome ventilator-free days through day 28, which were greater in patients randomized to dexamethasone (6.6 vs 4.0, $p = 0.04$). 28-day mortality was not significantly different between patients randomized to corticosteroids vs usual care (56.3% vs 61.5%, $p = 0.83$); stopping the study early when RECOVERY results were announced resulted in a sample size that was underpowered to adequately evaluate the effect of corticosteroids on mortality [171, 178].

The **CAPE COVID trial** was blinded, placebo-controlled trial randomized 149 patients in 9 ICUs in France with severe respiratory disease from COVID-19 to low-dose hydrocortisone (200 mg/d infusion, tapered per protocol) vs placebo. The primary outcome of 21-day treatment failure, defined as death or ongoing respiratory support with mechanical ventilation or high-flow oxygen, occurred in 42.1% of patients randomized to hydrocortisone vs 50.7% of those randomized to placebo ($p = 0.29$) [174, 178].

The **REMAP-CAP trial**, an existing multicenter, multinational adaptive platform trial for pneumonia, randomized 403 patients with severe COVID-19 (in the intensive care unit and receiving respiratory or cardiovascular organ support) to 1 of 3 open-label groups: fixed low-dose hydrocortisone, shock-dependent hydrocortisone, or no hydrocortisone. The primary study outcome was days patients remained alive and free of organ support to day 21. The Bayesian model found that fixed-dose hydrocortisone (93% probability), as well as shock-dependent hydrocortisone (80% probability), were both likely superior to no hydrocortisone, but data were insufficient to confirm a single optimal regimen. In addition, the probabilities did not meet the prespecified probabilities to define success [175, 178].

**Reduktion der Mortalität
RR -30% bei Pts. mit
künstlicher Beatmung**

**RR -20% bei Pts. mit
Sauerstoff ohne invasive
Beatmung**

**ohne Effekt auf Mortalität
bei Pts ohne Untestützun
bei Beatmung**

**zusätzlich: kürzere
Hospitalisierung**

**CoDEX
299 Pt (Brasilien)**

**kein signifikanter
Unterschied, aber wegen
Abbruch "underpowered"
für valide Ergebnisse**

**CAPE COVID
149 Pts (Frankreich)
bessere Ergebnisse mit
hydrocortisone**

**REMAP-CAP
403 Pts (UK, CA, USA)
bessere Ergebnisse mit
hydrocortisone**

MetCOVID trial was parallel, double-blind, placebo-controlled, randomized, phase IIb clinical trial, performed with hospitalized patients aged ≥ 18 years with clinical, epidemiological and/or radiological suspected COVID-19, at a tertiary care facility in Brazil. Patients were randomly allocated (1:1 ratio) to receive either intravenous methylprednisolone (0.5 mg/kg) or placebo (saline solution), twice daily, for 5 days. The primary outcome was 28-day mortality. 416 patients were randomized, and 393 analysed as mITT, methylprednisolone in 194 and placebo in 199 individuals. SARS-CoV-2 infection was confirmed by RT-PCR in 81.3%. Mortality at day 28 was not different between groups. A subgroup analysis showed that patients over 60 years in the methylprednisolone group had a lower mortality rate at day 28. Patients in the methylprednisolone arm tended to need more insulin therapy, and no difference was seen in virus clearance in respiratory secretion until day 7 [176].

GLUCOCOVID trial was multicentric, partially randomized, preference, open-label trial, including adults with COVID-19 pneumonia, impaired gas exchange and biochemical evidence of hyper-inflammation, aimed to determine whether a 6-day course of intravenous methylprednisolone improves outcome in patients with SARS CoV-2 infection at risk of developing Acute Respiratory Distress Syndrome (ARDS). Patients were assigned to standard of care (SOC), or SOC plus intravenous methylprednisolone (40mg/12h 3 days, then 20mg/12h 3 days). The primary endpoint was a composite of death, admission to the intensive care unit (ICU) or requirement of non-invasive ventilation (NIV). 85 patients (34, randomized to MP; 22, assigned to MP by clinician's preference; 29, control group) were analysed. Patients' age (mean 68 ± 12 yr) was related to outcome. The use of methylprednisolone was associated with a reduced risk of the composite endpoint in the intention-to-treat, age-stratified analysis (combined risk ratio -RR- 0.55 [95% CI 0.33-0.91]; $p=0.024$). In the per-protocol analysis, RR was 0.11 (0.01-0.83) in patients aged 72 yr or less, 0.61 (0.32-1.17) in those over 72 yr, and 0.37 (0.19-0.74, $p=0.0037$) in the whole group after age-adjustment by stratification. The decrease in C-reactive protein levels was more pronounced in the methylprednisolone group ($p=0.0003$). Hyperglycaemia was more frequent in the methylprednisolone group [176].

Data on moderate, low and very low certainty of evidence, related to effectiveness and safety of dexamethasone and other corticosteroids reported in these 6 RCTs, prepared by Cruciani et al. [179, 180], can be found in the Summary of Findings Table 3.17-1. In summary, according to the results of six RCTs [171, 174-177, 181] with moderate certainty of evidence, corticosteroids probably reduce the risk of mortality for all causes in COVID-19 patients /RR 0.90 (95% CI 0.83 to 0.97); absolute effect estimate 27 fewer per 1000 (95% CI from 47 fewer to 8 fewer). The same is true for severe COVID-19 patients (three RCTs [175, 177, 181]) /RR 0.89 (95% CI 0.80 to 1.00); absolute effect estimate 29 fewer per 1000 (95% CI from 53 fewer to 0 fewer)/ and critically ill COVID-19 patients (two RCTs, [174, 181]) /RR 0.69 (95% CI 0.58 to 0.83); absolute effect estimate 124 fewer per 1000 (95% CI from 168 fewer to 68 fewer)/.

In patients with mild/moderate COVID-19 disease, systemic corticosteroids probably increase the risk of death (moderate certainty of evidence, one RCT [181] /RR 1.27 (95% CI 1.00 to 1.61); absolute effect estimate 38 more per 1000 (95% CI from 0 fewer to 86 more).

MetCOVID
418 Pts (Brasilien)
methylprednisolone

kein Unterschied
zwischen Gruppen bei
Mortalität
methylprednisolone

Subgruppenanalyse:
>60 Jahre bessere
Ergebnisse

GLUCOCOVID
85 Pts (Spanien)
Methylprednisolone

Bessere Ergebnisse bei
„composite“Endpunkten

Ergebnisse sind ebenfalls
alters-abhängig

Zusammenfassung der
Ergebnisse:

moderate Evidenz zu
Gunsten von Reduktion
der Gesamtmortalität bei
schweren und kritisch
Erkrankten

moderate Evidenz
(Mortalität) zu Ungunsten
bei mild/ moderat
Erkrankten

According to the results of two RCTs [171, 181] with very low certainty of evidence, whether or not corticosteroids impact on the increase number of patients discharged to 28 days is uncertain /RR 1.25 (95% CI 0.82 to 1.91); absolute effect estimate 155 more per 1000 (95% CI from 112 fewer to 564 more). According to the results of 3 RCTs [171, 174, 175] with low certainty of evidence, corticosteroids may not increase the number of patients with serious adverse events /RR 1.47 (95% CI 0.31 to 7.04); absolute effect estimate 15 more per 1000 (95% CI from 21 fewer to 188 more).

**niedrige Sicherheit der
Evidenz bei weiteren
Endpunkten (Dauer der
Hospitalisierung, SAE)**

Table 3.17-1: Summary of findings table, on dexamethasone and other corticosteroids (6 RCTs: Horbey, Tomazini, Dequin, REMAP-CAP Investigators, Jeronimo, Corral) [171, 174-177, 180]

Outcome	Anticipated absolute effects (95% CI)		Relative effect (95% CI)	Absolute effect difference (95% CI)	Number of participants (studies)	Certainty of evidence (GRADE)	Comments
	Risk with no corticosteroids	Risk with corticosteroids					
All-cause Mortality	274 per 1000	247 per 1000	RR 0.90 (0.83 to 0.97)	27 fewer per 1.000 (from 47 fewer to 8 fewer)	7590 (6 RCTs)	MODERATE ⊕⊕⊕○	Downgraded of one level for performance bias; high risk in 4 studies and unclear in one study; selection bias: high risk in 1 study and unclear in another study
Mortality in patients with mild/moderate severity	140 per 1000	178 per 1000	RR 1.27 (1.00 to 1.61)	38 more per 1.000 (from 0 fewer to 86 more)	1535 (1 RCT)	MODERATE ⊕⊕⊕○	Downgraded of one level for high risk of performance bias
Mortality - severe patients	263 per 1000	234 per 1000	RR 0.89 (0.80 to 1.00)	29 fewer per 1.000 (from 53 fewer to 0 fewer)	4184 (3 RCTs)	MODERATE ⊕⊕⊕○	Downgraded of one level for high risk of performance bias in all 3 studies
Mortality – critical patients	401 per 1000	277 per 1000	RR 0.69 (0.58 to 0.83)	124 fewer per 1.000 (from 168 fewer to 68 fewer)	1156 (2 RCTs)	MODERATE ⊕⊕⊕○	Downgraded of one level for high risk of performance bias in 1 study
Number of patients discharged within 28 days	620 per 1000	645 per 1000	RR 1.25 (0.82 to 1.91)	155 more per 1.000 (from 112 fewer to 564 more)	6724 (2 RCTs)	VERY LOW ⊕○○○	Downgraded of one level for high risk of performance bias in both studies and of two levels for heterogeneity. I ² =75%
Number of patients with serious adverse events	31 per 1000	33 per 1000	RR 1.47 (0.31 to 7.04)	15 more per 1.000 (from 21 fewer to 188 more)	686 (3 RCTs)	LOW ⊕⊕○○	Downgraded of one level for high risk of performance bias in 2 studies and of one level for heterogeneity. I ² =49%

CI: Confidence interval; RR: Risk ratio

GRADE Working Group grades of evidence

High certainty: We are very confident that the real effect is close to that of the estimated effect

Moderate certainty: We are moderately confident in the effect estimation: the real effect may be close to the estimated effect, but there is a possibility that it is substantially different

Low certainty: Our confidence in the effect estimation is limited: the real effect may be substantially different from the estimated effect

Very Low certainty: We have very little confidence in estimating the effect: the actual effect is likely to be substantially different from the estimated one.

Source: [104]

3.18 Anakinra (Kineret®)

About the drug under consideration

Anakinra (Kineret®) is an immunosuppressive medicine, a copy of a natural human protein - 'human interleukin 1 receptor antagonist' (r-metHuIL-1ra, produced in *Escherichia coli* cells by recombinant DNA technology). Anakinra neutralises the biologic activity of interleukin-1 α (IL-1 α) and interleukin-1 β (IL-1 β) by competitively inhibiting their binding to interleukin-1 type I receptor (IL-1RI). Interleukin-1 (IL-1) is a pivotal pro-inflammatory cytokine mediating many cellular responses including those important in synovial inflammation. Anakinra is authorised in the EU for Rheumatoid Arthritis (RA), Cryopyrin-Associated Periodic Syndromes (CAPS), Familial Mediterranean Fever (FMF) and Still's Disease [182]. Boehringer Ingelheim RCV GmbH & Co KG, Austria and Pfizer Health AB, Sweden, are listed as manufacturer of the biological active substance, and Swedish Orphan Biovitrum AB, Sweden, as Marketing Authorisation Holder, responsible for batch release. Kineret received a marketing authorisation valid throughout the European Union on 8 March 2002; Anakinra received the FDA approval in November 2001. It is available as a solution for injection under the skin. Anakinra is not authorised in Covid-19 patients (EMA, FDA).

There are several ongoing clinical trials in Covid-19 [183]; it has been used already in several small case-series [184-186] and retrospective cohort study in Covid-19 patients [187].

The US COVID-19 Treatment Guidelines Panel stated that there are insufficient data to recommend either for or against Interleukin-1 inhibitors (e.g., anakinra) therapy in patients with COVID-19 disease [61].

Completed, withdrawn, suspended or terminated studies

As of September 08, 2020, no completed, withdrawn, suspended or terminated interventional studies were found on anakinra in ClinicalTrials.gov and EUdraCT registers.

Results of publications

Until now no scientific publication on RCTs of anakinra (Kineret®) in Covid-19 patients could be identified (status: 08/09/2020).

One prospective cohort study, Ana-COVID study, with 52 consecutive severe Covid-19 patients who received subcutaneous anakinra at dose of 100 mg twice daily for 72 h, followed by 100 mg daily for 7 days, in addition to the standard treatment and supportive care (with a historical comparison group, n=44 patients, who received standard care) published by Huet et al. 2020 [188], found statistically significant difference in favour of anakinra for need of invasive mechanical ventilation in the ICU and mortality. Admission to the ICU for mechanical ventilation or death occurred in 13 (25%) patients in the anakinra group vs 32 (73%) patients in the historical group (hazard ratio [HR] 0.22 [95% CI 0.11-0.41; p<0.0001). The treatment effect of anakinra remained significant in the multivariate analysis (HR 0.22 [95% CI 0.10-0.49]; p=0.0002). Similar results were observed for death alone (HR 0.30 [95% CI 0.12-0.71; p=0.0063) and need for invasive mechanical ventilation alone (0.22 [0.09-0.56]; p=0.0015). Among the 39 patients in the anakinra group

**Immunsuppressivum,
humaner Interleukin-1
Rezeptorantagonist**

**EMA-Zulassung für
Rheumatoide Arthritis seit
2002**

nicht jedoch für Covid-19

**mehrere laufende
Studien,**

**Empfehlung des US
COVID-19 Treatment
Guidelines Panel:
insuffiziente Datenlage**

keine weiteren Studien

**keine Publikation
eines RCTs**

**1 prospektive
Kohortenstudie,
52 Pts.**

**geringere Mortalität,
ICU-Aufnahmen,
künstliche Beatmung**

who were alive and did not require mechanical ventilation, the mean need for oxygen decreased from a median of 7 L/min (IQR 6–9) at day 0 to a median of 2 L/min (0–4) at day 7 (two missing values); the median difference was –4 L/min (IQR 0–4; $p < 0.0001$, signed-rank test). An increase in liver aminotransferases occurred in seven (13%) patients in the anakinra group and four (9%) patients in the historical group. Ten (19%) patients in the anakinra group and five (11%) in the historical group developed a thromboembolic event during the hospital stay. Among the anakinra group, seven (13%) had a pulmonary embolism, three (6%) had deep vein thrombosis of the lower limbs, and one (2%) had arterial thrombosis. Authors concluded that in severe forms of COVID-19-related pneumonia requiring oxygen therapy, a 10-day treatment with subcutaneous anakinra was associated with the reduction of both need of mechanical ventilation and mortality, as compared with a historical group with similar characteristics.

3.19 Colchicine

About the drug under consideration

Colchicine is an alkaloid isolated from the autumn crocus, *Colchicum autumnale*, with anti-gout and anti-inflammatory activities. In July 2009, the FDA approved colchicine tablets for the treatment of acute gout flares, and Familial Mediterranean fever, Colcrys (a branded colchicine) in the US. Colchicine is available throughout the world in a generic form [189].

According the FDA label document (revised 2020) Colcrys (colchicine, USP, tablets for oral use) is indicated for prophylaxis and treatment of gout flares in adults and for Familial Mediterranean fever (FMF) in adults and children 4 years or older. The mechanism by which COLCRYS (Takeda Pharmaceuticals USA) exerts its beneficial effect in patients with FMF has not been fully elucidated; however, evidence suggests that colchicine may interfere with the intracellular assembly of the inflammasome complex present in neutrophils and monocytes that mediates activation of interleukin-1 β . Additionally, colchicine disrupts cytoskeletal functions through inhibition of β -tubulin polymerization into microtubules and consequently prevents the activation, degranulation and migration of neutrophils thought to mediate some gout symptoms [190].

Completed, withdrawn, suspended or terminated studies

As of September 07, 2020, no completed, withdrawn, suspended or terminated interventional studies were found on colchicine in ClinicalTrials.gov and EUdraCT registers.

**toxisches Alkaloid
wirkt als Zellgift
(Mitosehemmung)**

generisch

keine Studien

Results of publications

Deftereos et al. 2020 [191] reported results from open-label, randomized controlled trial (NCT04326790) on 105 patients hospitalized with COVID-19 in 16 tertiary hospitals in Greece (randomization in a 1:1 allocation to either standard medical treatment or colchicine with standard medical treatment). Patient recruitment started on April 3, 2020, and was terminated on April 27, 2020, because of slow enrollment as a result of the rapid flattening of the curve of COVID-19 cases in Greece. Primary end points were (1) maximum high-sensitivity cardiac troponin level; (2) time for C-reactive protein to reach more than 3 times the upper reference limit; and (3) time to deterioration by 2 points on a 7-grade clinical status scale, ranging from able to resume normal activities to death. Secondary end points were (1) the percentage of participants requiring mechanical ventilation, (2) all-cause mortality, and (3) number, type, severity, and seriousness of adverse events. The clinical primary end point rate was 14.0% in the control group (7 of 50 patients) and 1.8% in the colchicine group (1 of 55 patients) (odds ratio, 0.11; 95% CI, 0.01-0.96; $P = 0.02$). Mean (SD) event-free survival time was 18.6 (0.83) days in the control group vs 20.7 (0.31) in the colchicine group (log rank $P = 0.03$). Adverse events were similar in the 2 groups, except for diarrhea, which was more frequent with colchicine group than the control group (25 patients [45.5%] vs 9 patients [18.0%]; $P = 0.003$). Authors concluded that, participants who received colchicine had statistically significant improved time to clinical deterioration compared with a control group that did not receive colchicine. However, the observed difference was based on a narrow margin of clinical significance; therefore, these observations should be considered hypothesis generating. There were no differences in hs cTn or C-reactive protein levels between the groups.

Summary of Finding table related to colchicine compared to standard care for moderate/severe COVID-19 patients is presented in Table 3.19-1 below.

**1 publizierter RCT
(Griechenland):
105 Pts.**

**klinisch gering-relevanter
Unterschied bei
Verbesserung der
Erkrankung**

**viele Surrogatendpunkte
niedrige Evidenz**

Table 3.19-1: Summary of findings table on colchicine compared to standard care (1 RCT: Deftereos) - https://covid-nma.com/living_data/index.php

Summary of findings:						
Colchicine compared to Standard Care for Moderate/Severe COVID-19						
Patient or population: Moderate/Severe COVID-19						
Setting: Worldwide						
Intervention: Colchicine						
Comparison: Standard Care						
Outcomes	Anticipated absolute effects* (95% CI)		Relative effect (95% CI)	No of participants (studies)	Certainty of the evidence (GRADE)	Comments
	Risk with Standard Care	Risk with Colchicine				
Incidence viral negative conversion D7 - not reported	-	-	-	-	-	outcome not yet measured or reported
Clinical improvement - not reported	-	-	-	-	-	outcome not yet measured or reported
Incidence of WHO progression score (level 6 or above D14-D28)	130 per 1.000	18 per 1.000 (3 to 140)	RR 0.14 (0.02 to 1.08)	110 (1 RCT)	⊕○○○ VERY LOW ^{a,b,c}	
Incidence of WHO progression score (level 7 or above D14-D28)	111 per 1.000	18 per 1.000 (2 to 143)	RR 0.16 (0.02 to 1.29)	110 (1 RCT)	⊕○○○ VERY LOW ^{b,c}	
All-cause mortality D14-D28	74 per 1.000	18 per 1.000 (2 to 155)	RR 0.24 (0.03 to 2.09)	110 (RCTs)	⊕○○○ VERY LOW ^{b,c}	
Adverse events - not reported	-	-	-	-	-	outcome not yet measured or reported
Serious adverse events D14-D28				105 (1 RCT)	⊕○○○ VERY LOW ^{a,d,e}	zero events in both groups

*The risk in the intervention group (and its 95% confidence interval) is based on the assumed risk in the comparison group and the relative effect of the intervention (and its 95% CI).

CI: Confidence interval; RR: Risk ratio

GRADE Working Group grades of evidence

High certainty: We are very confident that the true effect lies close to that of the estimate of the effect

Moderate certainty: We are moderately confident in the effect estimate: The true effect is likely to be close to the estimate of the effect, but there is a possibility that it is substantially different

Low certainty: Our confidence in the effect estimate is limited: The true effect may be substantially different from the estimate of the effect

Very low certainty: We have very little confidence in the effect estimate: The true effect is likely to be substantially different from the estimate of effect

Explanations

1. Risk of bias downgraded by 1 level: some concerns regarding deviation from intended intervention and outcome measurement
2. Indirectness downgraded by 1 level: single study from a single country, therefore results in this population might not be generalizable to other settings
3. Imprecision downgraded by 2 levels: due to very wide confidence interval consistent with the possibility for benefit and the possibility for harm and low number of participants
4. We presume that the adverse event rates, and the corresponding relative risks, is similar across diverse settings; therefore not downgraded for indirectness
5. Imprecision downgraded by 2 levels: no events in both groups

3.20 Nafamostat (Futhan®)

About the drug under consideration

Camostat, its active metabolite GBPA/FOY 251 [181, 192-194], and nafamostat [192, 194] directly inhibit TMPRSS2 enzymatic activity. This has been confirmed in a molecular dynamics and Markov model study, in preprint [195, 196]. All three molecules were also shown to inhibit the activation and cellular entry of SARS-CoV-2 [195, 197-199].

Nafamostat mesilate (FUT-175, Futhan®, Nichi-Iko Pharmaceutical) is, like camostat, a trypsin-like serine protease inhibitor. Nafamostat 10mg for injection is on the market in Japan since 1986 for acute symptoms of pancreatitis; 50mg for injection is marketed since 1989 for disseminated intravascular coagulation and prevention of coagulation of perfused blood during extravascular circulation of patients with bleeding lesions or bleeding tendencies. Nafamostat is a serine protease inhibitor (with implications on coagulation, fibrinolysis, complement system, inflammatory cytokine release) and is quickly hydrolysed, the reason why it is typically administered as an intravenous drip. Meanwhile, multiple companies market nafamostat generics in Japan and South Korea (e.g. Futhan, SK Chemicals). Nafamostat is not approved for any use by EMA or FDA. Sun Pharma in India has initiated manufacturing both the API and the finished product of nafamostat in India using technology from its subsidiary, Pola Pharma Japan [195, 200]. Different initiatives are ongoing to prepare an oral formulation with or without slow release characteristics. For example, Ensysce in the US is developing different routes of administration of nafamostat through its subsidiary Covistat, including the oral and inhaled route (www.covistat.com). Nafamostat is also being developed for inhaled use in Japan by University of Tokyo, RIKEN, Nichi-Iko and Daiichi Sankyo [195, 201], and in Germany, funded by BMBF [195, 202].

Proteaseinhibitor

Zulassung in Japan seit 1986 als Generikum verfügbar

verschiedene Angebote in Asien arbeiten an oraler Verabreichung

Completed, withdrawn, suspended or terminated studies

As of September 11, 2020, no completed, withdrawn, suspended or terminated interventional studies were found on nafamostat in ClinicalTrials.gov and EUdraCT registers.

Results of publications

Until now, no scientific publication on randomized clinical trials of nafamostat in Covid-19 patients could be identified.

keine abgeschlossenen, abgebrochenen Studien

keine veröffentlichten Studien

3.21 Gimsilumab

About the drug under consideration

Gimsilumab is a fully human monoclonal antibody that acts on granulocyte-macrophage colony-stimulating factor (GM-CSF) [1]; it is manufactured by Roivant Sciences Ltd. /Altasciences. Gimsilumab – ATC-code not assigned yet. Gimsilumab belongs to anti-inflammatories, antirheumatics, monoclonal antibodies drug class and has no approval for any indication by EMA or FDA yet. It is known that studies are currently underway for these indications (excluding Covid-19): adult respiratory distress syndrome (Phase IIA) and ankylosing spondylitis (Phase IA) [203-205].

Monoklonaler Antikörper in Entwicklung

EMA/ FDA: keine Zulassung

Completed, withdrawn, suspended or terminated studies

As of September 11, 2020, no completed, withdrawn, suspended or terminated interventional studies were found on gimsilumab in ClinicalTrials.gov and EUdraCT registers.

keine abgeschlossenen, abgebrochenen Studien

keine veröffentlichten Studien

Results of publications

There are no published results from RCTs related to effectiveness and safety of gimsilumab for Covid-19 treatment. There are no published results from observational studies related to effectiveness and safety of gimsilumab for Covid-19 treatment. There is one Phase II study of Gimsilumab, estimated study completion date is March 2021 [205, 206].

1 Phase 2 Studie läuft

3.22 Canakinumab

About the drug under consideration

Canakinumab is a human monoclonal anti-human interleukin-1 beta (IL-1 beta) antibody of the IgG1/κ isotype manufactured by Novartis Pharma AG. Canakinumab binds with high affinity specifically to human IL-1 beta and neutralises the biological activity of human IL-1 beta by blocking its interaction with IL-1 receptors, thereby preventing IL-1 beta-induced gene activation and the production of inflammatory mediators [207]. Canakinumab – ATC-code L04AC08. Has orphan designation for familial mediterranean fever; cryopyrin-associated periodic syndromes; juvenile rheumatoid arthritis; inflammation; peroxisomal disorders; familial autosomal dominant periodic fever [207, 208].

Monoklonaler Antikörper

EMA Orphan Drug Zulassung für diverse Indikationen

Canakinumab has EMA approved indications for: Periodic fever syndromes; Cryopyrin-associated periodic syndromes; Cryopyrin-associated periodic syndromes Tumour necrosis factor receptor associated periodic syndrome (TRAPS); Hyperimmunoglobulin D syndrome (HIDS)/mevalonate kinase deficiency (MKD); Familial Mediterranean fever (FMF); Still's disease; Gouty arthritis [207, 209].

Completed, withdrawn, suspended or terminated studies

As of September 11, 2020, no completed, withdrawn, suspended or terminated interventional studies were found on canakinumab in ClinicalTrials.gov and EUdraCT registers.

**keine abgeschlossenen,
abgebrochenen Studien**

Results of publications

There are no published RCTs related to effectiveness and safety of canakinumab for Covid-19. Two studies of canakinumab are still ongoing: one Phase III study, estimated study completion date on December 2020 and one Phase II study, estimated completion date on December 2020 [209-211]. There are no current published results from observational studies of canakinumab for Covid-19 treatment.

**keine veröffentlichten
Studien
1 Phase 2 Studie läuft**

References

- [1] Pang J., Wang M. X., Ang I. Y. H., Tan S. H. X., Lewis R. F., Chen J. I., et al. Potential Rapid Diagnostics, Vaccine and Therapeutics for 2019 Novel Coronavirus (2019-nCoV): A Systematic Review. *J Clin Med.* 2020;9(3). Epub 2020/03/01. DOI: 10.3390/jcm9030623
- [2] Martin R., Löchel H., Welzel M., Hattab G., Hauschild A. and Heider D. CORDITE: The Curated CORona Drug InTERactions Database for SARS-CoV-2. *iScience.* 2020;23(7):101297-101297. DOI: 10.1016/j.isci.2020.101297.
- [3] Boutron I. and al. e. Interventions for preventing and treating COVID-19: protocol for a living mapping of research and a living systematic review Zenodo. 2020;April 8(<http://doi.org/10.5281/zenodo.3744600>).
- [4] Thorlund K., Dron L., Park J., Hsu G., Forrest J. and Mills E. A real-time dashboard of clinical trials for COVID-19. *Lancet.* 2020;April 24 (DOI:[https://doi.org/10.1016/S2589-7500\(20\)30086-8](https://doi.org/10.1016/S2589-7500(20)30086-8)).
- [5] Chen Q., Allot A. and Lu Z. Keep up with the latest coronavirus research. *Nature Communications.* 2020;579(7798):193.
- [6] Jackson L., Anderson E., Roupheal N., Roberts P., Makhene M., Coler R., et al. An mRNA Vaccine against SARS-CoV-2 — Preliminary Report. *New England Journal of Medicine.* 2020. DOI: 10.1056/NEJMoa2022483.
- [7] Zhu F., Li Y., Guan X., Hou L., Wang W., Li J., et al. Safety, tolerability, and immunogenicity of a recombinant adenovirus type-5 vectored COVID-19 vaccine: a dose-escalation, open-label, non-randomised, first-in-human trial. *The Lancet.* 2020;395(10240):1845-1854. DOI: 10.1016/S0140-6736(20)31208-3.
- [8] Zhu F., Guan X., Li Y., Huang J., Jiang T., Hou L., et al. Immunogenicity and safety of a recombinant adenovirus type-5-vectored COVID-19 vaccine in healthy adults aged 18 years or older: a randomised, double-blind, placebo-controlled, phase 2 trial. *The Lancet.* 2020;396(10249):479-488. DOI: 10.1016/S0140-6736(20)31605-6.
- [9] Keech C., Albert G., Cho I., Robertson A., Reed P., Neal S., et al. Phase 1–2 Trial of a SARS-CoV-2 Recombinant Spike Protein Nanoparticle Vaccine. *New England Journal of Medicine.* 2020. DOI: 10.1056/NEJMoa2026920.
- [10] Folegatti P., Ewer K., Aley P., Angus B., Becker S., Belij-Rammerstorfer S., et al. Safety and immunogenicity of the ChAdOx1 nCoV-19 vaccine against SARS-CoV-2: a preliminary report of a phase 1/2, single-blind, randomised controlled trial. *The Lancet.* 2020;396(10249):467-478. DOI: 10.1016/S0140-6736(20)31604-4.
- [11] Logunov D., Dolzhikova I., Zubkova O., Tukhvatullin A., Shcheblyakov D., Dzharullaeva A., et al. Safety and immunogenicity of an rAd26 and rAd5 vector-based heterologous prime-boost COVID-19 vaccine in two formulations: two open, non-randomised phase 1/2 studies from Russia. *The Lancet.* 2020. DOI: 10.1016/S0140-6736(20)31866-3.
- [12] Phillips N., Cyranoski D. and Mallapaty S. A leading coronavirus vaccine trial is on hold: scientists react. *Nature.* 2020. Epub 2020/09/11. DOI: 10.1038/d41586-020-02594-w.
- [13] Mahase E. Covid-19: What do we know so far about vaccine? . *BMJ.* 2020;369:m1679.
- [14] Callaway E. The race for coronavirus vaccines. *Nature.* 2020;580(April 30).
- [15] Le T. and al. e. The COVID-19 vaccine development landscape. 2020. Available from: <https://www.nature.com/articles/d41573-020-00073-5>.
- [16] U.S. National Library of Medicine. ClinicalTrials.gov. Available from: <https://clinicaltrials.gov/>.
- [17] World Health Organization (WHO). Draft landscape of COVID 19 candidate vaccines. 2020. Available from: <https://www.who.int/who-documents-detail/draft-landscape-of-covid-19-candidate-vaccines>.
- [18] Chinese Clinical Trial Registry (ChiCTR). Available from: <http://www.chictr.org.cn/enindex.aspx>

- [19] European Union Drug Regulating Authorities Clinical Trials Database (EudraCT). Available from: <https://eudract.ema.europa.eu/>.
- [20] Jackson L. A. Safety and Immunogenicity Study of 2019-nCoV Vaccine (mRNA-1273) for Prophylaxis SARS CoV-2 Infection. 2020 [cited 07.04.]. Available from: <https://clinicaltrials.gov/ct2/show/NCT04283461>. Jackson.
- [21] Hodgson J. The pandemic pipeline. 2020 [cited 03.04.]. Available from: <https://www.nature.com/articles/d41587-020-00005-z>.
- [22] National Institute of Health (NIH). NIH clinical trial of investigational vaccine for COVID-19 begins. 2020 [cited 07.04.]. Available from: <https://www.nih.gov/news-events/news-releases/nih-clinical-trial-investigational-vaccine-covid-19-begins>.
- [23] Denis M., Vanderweerd V., Verbeke R. and Van der Vliet D. Overview of information available to support the development of medical countermeasures and interventions against COVID-19. Living document. 2020 [cited 03.03.2020]. Available from: https://rega.kuleuven.be/if/pdf_corona.
- [24] CanSino Biologics Inc. CanSinoBIO's Investigational Vaccine Against COVID-19 Approved for Phase 1 Clinical Trial in China. [cited 02.03.2020]. Available from: <http://www.cansinotech.com/homes/article/show/56/153.html>.
- [25] BioWorld. China approves first homegrown COVID-19 vaccine to enter clinical trials. [cited 02.03.2020]. Available from: <https://www.bioworld.com/articles/433791-china-approves-first-homegrown-covid-19-vaccine-to-enter-clinical-trials>.
- [26] World Health Organisation (WHO). DRAFT landscape of COVID-19 candidate vaccines –20 March 2020. 2020 [cited 31.03.2020]. Available from: <https://www.who.int/blueprint/priority-diseases/key-action/novel-coronavirus-landscape-ncov-21march2020.PDF?ua=1>.
- [27] U.S. National Library of Medicine. A Phase I Clinical Trial in 18-60 Adults (APICHT). 2020. Available from: <https://clinicaltrials.gov/ct2/show/NCT04313127>.
- [28] Pang J., Wang M. X., Ang I. Y. H., Tan S. H. X., Lewis R. F., Chen J. I., et al. Potential Rapid Diagnostics, Vaccine and Therapeutics for 2019 Novel Coronavirus (2019-nCoV): A Systematic Review. *J Clin Med*. 2020;9(3). Epub 2020/03/01. DOI: 10.3390/jcm9030623.
- [29] Inovio Pharmaceuticals. Inovio Collaborating With Beijing Advaccine To Advance INO-4800 Vaccine Against New Coronavirus In China. 2020 [cited 03.04.2020]. Available from: <http://ir.inovio.com/news-and-media/news/press-release-details/2020/Inovio-Collaborating-With-Beijing-Advaccine-To-Advance-INO-4800-Vaccine-Against-New-Coronavirus-In-China/default.aspx>.
- [30] Inovio Pharmaceuticals. Inovio Accelerates Timeline for COVID-19 DNA Vaccine INO-4800. 2020 [cited 02.04.2020]. Available from: <http://ir.inovio.com/news-and-media/news/press-release-details/2020/Inovio-Accelerates-Timeline-for-COVID-19-DNA-Vaccine-INO-4800/default.aspx>.
- [31] Novavax. Novavax Awarded Funding from CEPI for COVID-19 Vaccine Development. 2020 [cited 06.04.]. Available from: <https://ir.novavax.com/news-releases/news-release-details/novavax-awarded-funding-cepi-covid-19-vaccine-development>.
- [32] Nature. A surprising player in the race for a SARS-CoV-2 vaccine. 2020 [cited 06.04.]. Available from: <https://www.nature.com/articles/d42473-020-00032-z>.
- [33] Drug Development and Delivery. Novavax Advances Development of Novel COVID-19 Vaccine. 2020 [cited 06.04.]. Available from: <https://drug-dev.com/novavax-advances-development-of-novel-covid-19-vaccine/>.
- [34] Novavax. MATRIX-M™ ADJUVANT TECHNOLOGY. 2020 [cited 06.04.]. Available from: <https://novavax.com/page/10/matrix-m-adjuvant-technology.html>.
- [35] Coalition for Epidemic Preparedness Innovations (CEPI). CEPI partners with University of Queensland to create rapid-response vaccines. [cited 07.04.2020]. Available from: https://cepi.net/news_cepi/cepi-partners-with-university-of-queensland-to-create-rapid-response-vaccines/.
- [36] The University of Queensland. Race to develop coronavirus vaccine. 2020 [cited 6.04.2020]. Available from: <https://www.uq.edu.au/news/article/2020/01/race-develop-coronavirus-vaccine>.

- [37] CureVac AG. What We Do - The Unlimited Possibilities of mRNA. Tübingen, Germany [cited 03.04.]. Available from: <https://www.curevac.com/mrna-platform>.
- [38] CureVac AG. CureVac and CEPI extend their Cooperation to Develop a Vaccine against Coronavirus nCoV-2019 Tübingen, Germany: 2020 [cited 03.04.]. Available from: <https://www.curevac.com/news/curevac-and-cepi-extend-their-cooperation-to-develop-a-vaccine-against-coronavirus-ncov-2019>.
- [39] CureVac AG. CureVac Announces Positive Results in Low Dose – 1 μg – Rabies Vaccine Clinical Phase 1 Study Tübingen, Germany: 2020 [cited 03.04.]. Available from: <https://www.curevac.com/news/curevac-announces-positive-results-in-low-dose-1-μg-rabies-vaccine-clinical-phase-1-study>
- [40] University of Oxford. Oxford team to begin novel coronavirus vaccine research. 2020 [cited 03.04.2020]. Available from: <http://www.ox.ac.uk/news/2020-02-07-oxford-team-begin-novel-coronavirus-vaccine-research>.
- [41] U.S. National Library of Medicine. A Study of a Candidate COVID-19 Vaccine (COV001). 2020. Available from: <https://clinicaltrials.gov/ct2/show/NCT04324606>.
- [42] Mahase E. Covid-19: Oxford team begins vaccine trials in Brazil and South Africa to determine efficacy. *BMJ*. 2020;369:m2612. DOI: 10.1136/bmj.m2612.
- [43] ISRCTNregistry. ISRCTN89951424. A phase III study to investigate a vaccine against COVID-19. 2020 [cited 13/07/2020]. Available from: <https://doi.org/10.1186/ISRCTN89951424>.
- [44] FierceBiotech. Pfizer, BioNTech strike COVID-19 deal, commit multiple R&D sites to vaccine development. 2020 [cited 07.04.]. Available from: <https://www.fiercebiotech.com/biotech/pfizer-biontech-strike-covid-19-deal-commit-multiple-r-d-sites-to-vaccine-development>.
- [45] Keown A. Pfizer and BioNTech to Develop mRNA Vaccine for COVID-19. 2020. Available from: <https://www.biospace.com/article/pfizer-and-biontech-to-develop-mrna-vaccine-for-covid-19/>.
- [46] Pfizer. Pfizer and Biontech to co-develop potential Covid-19 vaccine. 2020. Available from: [pfizer.com/news/press-release/press-release-detail/pfizer_and_biontech_to_co_develop_potential_covid_19_vaccine](https://www.pfizer.com/news/press-release/press-release-detail/pfizer_and_biontech_to_co_develop_potential_covid_19_vaccine).
- [47] Sinovac. Sinovac Announces Positive Preliminary Results of Phase I/II Clinical Trials for Inactivated Vaccine Candidate Against COVID-19. 2020. Available from: http://www.sinovac.com/?optionid=754&auto_id=904.
- [48] Xia S., Duan K., Zhang Y., Zhao D., Zhang H., Xie Z., et al. Effect of an Inactivated Vaccine Against SARS-CoV-2 on Safety and Immunogenicity Outcomes: Interim Analysis of 2 Randomized Clinical Trials. *JAMA*. 2020. DOI: 10.1001/jama.2020.15543.
- [49] Mulligan M. An Inactivated Virus Candidate Vaccine to Prevent COVID-19. *JAMA*. 2020. DOI: 10.1001/jama.2020.15539.
- [50] Curtis N., Sparrow A., Ghebreyesus T. and Netea M. Considering BCG vaccination to reduce the impact of COVID-19. *Lancet*. 2020;April 30([https://doi.org/10.1016/S0140-6736\(20\)31025-4](https://doi.org/10.1016/S0140-6736(20)31025-4)).
- [51] European Medicines Agency (EMA). International regulators align positions on phase 3 COVID-19 vaccine trials.: 09/07/2020. Available from: <https://www.ema.europa.eu/en/news/international-regulators-align-positions-phase-3-covid-19-vaccine-trials>.
- [52] European Medicines Agency (EMA). Update on remdesivir. Meeting highlights from the Committee for Medicinal Products for Human Use (CHMP) 25-28 May 2020.: 2020 [cited 14/06/2020]. Available from: <https://www.ema.europa.eu/en/news/meeting-highlights-committee-medicinal-products-human-use-chmp-25-28-may-2020> <https://www.ema.europa.eu/en/human-regulatory/overview/public-health-threats/coronavirus-disease-covid-19/treatments-vaccines-covid-19#remdesivir-section>
- [53] European Medicines Agency (EMA). Summary of opinion (initial authorisation. Veklury (remdesivir). 25/06/2020. Available from: https://www.ema.europa.eu/en/documents/smop-initial/chmp-summary-positive-opinion-veklury_en.pdf.

- [54] Beigel J., Tomashek K., Dodd L., Mehta A., Zingman B., Kalil A., et al. Remdesivir for the Treatment of Covid-19 — Preliminary Report. *New England Journal of Medicine*. 2020. DOI: 10.1056/NEJMoa2007764.
- [55] The European public assessment report (EPAR). Veklury: Product information. 2020 [cited 06/07/2020]. Available from: https://www.ema.europa.eu/en/documents/product-information/veklury-epar-product-information_en.pdf.
- [56] Food and Drug Administration (FDA). Coronavirus (COVID-19) Update: FDA Continues to Facilitate Development of Treatments. 2020 [cited 03.04.2020]. Available from: <https://www.fda.gov/news-events/press-announcements/coronavirus-covid-19-update-fda-continues-facilitate-development-treatments>.
- [57] Food and Drug Administration (FDA). FACT SHEET FOR HEALTH CARE PROVIDERS EMERGENCY USE AUTHORIZATION (EUA) OF REMDESIVIR (GS-5734™) 2020. Available from: <https://www.fda.gov/media/137566/download>.
- [58] Food and Drug Administration (FDA). Remdesivir EUA Letter of Authorisation FDA. 2020. Available from: <https://www.fda.gov/media/137564/download>.
- [59] Food and Drug Administration (FDA). FDA warns of newly discovered potential drug interaction that may reduce effectiveness of a COVID-19 treatment authorized for emergency use.: 15/06/2020. Available from: <https://www.fda.gov/news-events/press-announcements/coronavirus-covid-19-update-fda-warns-newly-discovered-potential-drug-interaction-may-reduce>.
- [60] Food and Drug Administration (FDA). COVID-19 Update: FDA Broadens Emergency Use Authorization for Veklury (remdesivir) to Include All Hospitalized Patients for Treatment of COVID-19. 2020 [cited 28/08/2020]. Available from: <https://www.fda.gov/news-events/press-announcements/covid-19-update-fda-broadens-emergency-use-authorization-veklury-remdesivir-include-all-hospitalized>.
- [61] National Institutes of Health (NIH). COVID-19 Treatment Guidelines Panel. Coronavirus Disease 2019 (COVID-19) Treatment Guidelines. 2020 [cited 13/07/2020]. Available from: <https://www.covid19treatmentguidelines.nih.gov/>.
- [62] Rochwerg B., Agarwal A., Zeng L., Leo Y., Appiah J., Agoritsas T., et al. Remdesivir for severe covid-19: a clinical practice guideline. *BMJ*. 2020;370:m2924. DOI: 10.1136/bmj.m2924.
- [63] Goldman D., Lye D. C., Hui D., Marks K., Bruno R., Montejano R., et al. Remdesivir for 5 or 10 Days in Patients with Severe Covid-19. *New England Journal of Medicine*. 2020. DOI: 10.1056/NEJMoa2015301.
- [64] Wang Y., Zhang D., Du G. and al. e. Remdesivir in adults with severe COVID-19: a randomised, double-blind, placebo-controlled, multicentre trial. *Lancet*. 2020;published online April 29([https://doi.org/10.1016/S0140-6736\(20\)31022-9](https://doi.org/10.1016/S0140-6736(20)31022-9)).
- [65] Spinner C., Gottlieb R., Criner G., Arribas López J., Cattelan A., Soriano Viladomiu A., et al. Effect of Remdesivir vs Standard Care on Clinical Status at 11 Days in Patients With Moderate COVID-19: A Randomized Clinical Trial. *JAMA*. 2020. Epub 2020/08/22. DOI: 10.1001/jama.2020.16349.
- [66] Fundacion Epistemonikos. Systematic review - preliminary report Lopinavir/ritonavir for the treatment of COVID-19. 2020 [cited 06/04/2020]. Available from: <https://www.epistemonikos.cl/2020/03/20/systematic-review-preliminary-report-lopinavir-ritonavir-for-the-treatment-of-covid-19/>.
- [67] Cao B., Wang Y., Wen D., Liu D., Wang J., Fan G., et al. A Trial of Lopinavir–Ritonavir in Adults Hospitalized with Severe Covid-19. *NEJM*. 2020;13. DOI: 10.1056/NEJMoa2001282.
- [68] Li Y., Xie Z., Lin W., Cai W., Wen C., Guan Y., et al. Efficacy and safety of lopinavir/ritonavir or arbidol in adult patients with mild/moderate COVID-19: an exploratory randomized controlled trial. *Med*. 2020. DOI: <https://doi.org/10.1016/j.medj.2020.04.001>.
- [69] European network for health technology assessment (EUnetHTA). Rolling Collaborative Review (RCR02). Authoring Team. Lopinavir-Ritonavir for the treatment of COVID-19. Diemen (The Netherlands). 2020 [cited 15/08/2020]. Available from: <https://eunetha.eu/wp->

- content/uploads/2020/08/EUnetHTA-Covid-19_RCR02_LOPINAVIR_RITONAVIR_August2020_FINAL.pdf.
- [70] Zheng F Z. Y., Zhou Z, et al. A Novel Protein Drug, Novaferon, as the Potential Antiviral Drug for COVID-19. 2020 [cited August]. Available from: <https://www.medrxiv.org/content/10.1101/2020.04.24.20077735v1.full.pdf>.
- [71] Zheng F., Zhou Y., Zhou Z., Ye F., Huang B., Huang Y., et al. A Novel Protein Drug, Novaferon, as the Potential Antiviral Drug for COVID-19. medRxiv. 2020:2020.2004.2024.20077735. DOI: 10.1101/2020.04.24.20077735.
- [72] Should favipiravir be used for COVID-19? Ministry of Health Singapore and Agency for Care Effectiveness: 2020 [cited 06/04/2020]. Available from: [https://www.moh.gov.sg/docs/librariesprovider5/clinical-evidence-summaries/favipiravir-for-covid-19-\(26-march-2020\).pdf](https://www.moh.gov.sg/docs/librariesprovider5/clinical-evidence-summaries/favipiravir-for-covid-19-(26-march-2020).pdf).
- [73] Dong L., Hu S. and Gao J. Discovering drugs to treat coronavirus disease 2019 (COVID-19). Drug Discoveries & Therapeutics. 2020;14(1):58-60. DOI: 10.5582/ddt.2020.01012.
- [74] Chen C., Huang J., Cheng Z., Wu J., Chen S., Zhang Y., et al. Favipiravir versus Arbidol for COVID-19: A Randomized Clinical Trial. 2020.
- [75] Lou Y., Liu L. and Qiu Y. Clinical Outcomes and Plasma Concentrations of Baloxavir Marboxil and Favipiravir in COVID-19 Patients: an Exploratory Randomized, Controlled Trial. medRxiv. 2020:2020.2004.2029.20085761. DOI: 10.1101/2020.04.29.20085761.
- [76] Ivashchenko A., Dmitriev K., Vostokova N., Azarova V., Blinow A., Egorova A., et al. AVIFAVIR for Treatment of Patients with Moderate COVID-19: Interim Results of a Phase II/III Multicenter Randomized Clinical Trial. Clinical Infectious Diseases. 2020. DOI: 10.1093/cid/ciaa1176.
- [77] McKeage K., Perry C. M. and Keam S. J. Darunavir: a review of its use in the management of HIV infection in adults. Drugs 2009;69(4):477-503.
- [78] Chen J., Xia L., Liu L., Xu Q., Ling Y., Huang D., et al. Antiviral Activity and Safety of Darunavir/Cobicistat for the Treatment of COVID-19. Open Forum Infectious Diseases. 2020;7(7). DOI: 10.1093/ofid/ofaa241.
- [79] Fujii S. and Hitomi Y. New synthetic inhibitors of C1r, C1 esterase, thrombin, plasmin, kallikrein and trypsin. Biochim Biophys Acta. 1981;661(2):342-345. Epub 1981/10/13. DOI: 10.1016/0005-2744(81)90023-1.
- [80] Hoffmann M., Kleine-Weber H., Schroeder S., Kruger N., Herrler T., Erichsen S., et al. SARS-CoV-2 Cell Entry Depends on ACE2 and TMPRSS2 and Is Blocked by a Clinically Proven Protease Inhibitor. Cell. 2020;181. Epub 2020/03/07. DOI: 10.1016/j.cell.2020.02.052.
- [81] Kawase M., Shirato K., van der Hoek L., Taguchi F. and Matsuyama S. Simultaneous treatment of human bronchial epithelial cells with serine and cysteine protease inhibitors prevents severe acute respiratory syndrome coronavirus entry. J Virol. 2012;86(12):6537-6545. Epub 2012/04/13. DOI: 10.1128/JVI.00094-12.
- [82] Zhou Y., Vedantham P., Lu K., Agudelo J., Carrion R., Jr., Nunneley J. W., et al. Protease inhibitors targeting coronavirus and filovirus entry. Antiviral Res. 2015;116:76-84. Epub 2015/02/11. DOI: 10.1016/j.antiviral.2015.01.011.
- [83] European network for health technology assessment (EUnetHTA). EUnetHTA Rolling Collaborative Review (RCR04). Authoring Team. Camostat for the treatment of Covid-19. Diemen (The Netherlands). 2020 [cited 15/08/2020]. Available from: https://eunetha.eu/wp-content/uploads/2020/08/EUnetHTA-Covid-19_RCR04_Camostat-v1.0.pdf.
- [84] Apeiron Biologics. APN01. 2020 [cited 07.04.2020]. Available from: <https://www.apeiron-biologics.com/project-overview/#APN01>.
- [85] Kuba K., Imai Y., Rao S., Gao H., Guo F., Guan B., et al. A crucial role of angiotensin converting enzyme 2 (ACE2) in SARS coronavirus-induced lung injury. Nature medicine. 2005;11(8):875-879. Epub 2005/07/10. DOI: 10.1038/nm1267.

- [86] Monteil V., Hyesoo Kwon, Patricia Prado, Astrid Hagelkrüys, Reiner A. Wimmer, Martin Stahl, et al. Inhibition of SARS-CoV-2 infections in engineered human tissues using clinical-grade soluble human ACE2. 2020 [cited 07.04.2020]. Available from: https://www.cell.com/pb-assets/products/coronavirus/CELL_CELL-D-20-00739.pdf.
- [87] European network for health technology assessment (EUnetHTA). EUnetHTA Rolling Collaborative Review (RCR09). Authoring Team. APN01 for the Treatment of Covid19. Diemen (The Netherlands). 2020 [cited 15/08/2020]. Available from: https://eunetha.eu/wp-content/uploads/2020/08/EUnetHTA-Covid-19_RCR09_APN01_August2020_FINAL.pdf.
- [88] European Medicines Agency. RoActemra (tocilizumab). Amsterdam: 2020. Available from: <https://www.ema.europa.eu/en/medicines/human/EPAR/roactemra>.
- [89] Xie M. and Chen Q. Insight into 2019 novel coronavirus - an updated intrim review and lessons from SARS-CoV and MERS-CoV. Journal. 2020. Epub Epub Date. Original Publication. DOI: 10.1016/j.ijid.2020.03.071.
- [90] Zhou M., Zhang X. and Qu J. Coronavirus disease 2019 (COVID-19): a clinical update. Frontiers of Medicine. 2020. DOI: 10.1007/s11684-020-0767-8.
- [91] Lu C.-C., Chen M.-Y. and Chang Y.-L. Potential therapeutic agents against COVID-19: What we know so far. Journal of the Chinese Medical Association. 2020;Latest Articles. DOI: 10.1097/jcma.0000000000000318.
- [92] Xu X., Han M., Li T., Sun W., Dongsheng W., Fu B., et al. Effective Treatment of Severe COVID-19 Patients with Tocilizumab. Journal. 2020. Epub Epub Date. Original Publication.
- [93] Luo P., Liu Y., Qiu L., Liu X., Liu D. and Li J. Tocilizumab treatment in COVID-19: A single center experience. Journal of medical virology. 2020([Online ahead of print]). DOI: 10.1002/jmv.25801.
- [94] Toniati P., Piva S., Cattalini M., Garrafa E., Regola F., Castelli F., et al. Tocilizumab for the treatment of severe COVID-19 pneumonia with hyperinflammatory syndrome and acute respiratory failure: A single center study of 100 patients in Brescia, Italy. Autoimmunity Reviews. 2020([Online ahead of print]):102568. DOI: <https://doi.org/10.1016/j.autrev.2020.102568>.
- [95] Somers E., Eschenauer G., Troost J., Golob J., Gandhi T., Wang L., et al. Tocilizumab for treatment of mechanically ventilated patients with COVID-19. medRxiv. 2020. DOI: 10.1101/2020.05.29.20117358.
- [96] Rossi B., Nguyen L., Zimmermann P., Boucenna F., Baucher L., Dubret L., et al. Effect of tocilizumab in hospitalized patients with severe pneumonia COVID-19: a cohort study. medRxiv. 2020. DOI: 10.1101/2020.06.06.20122341.
- [97] Guaraldi G., Meschiari M., Cozzi-Lepri A., Milic J., Tonelli R., Menozzi M., et al. Tocilizumab in patients with severe COVID-19: a retrospective cohort study. The Lancet Rheumatology. 2020. DOI: 10.1016/S2665-9913(20)30173-9.
- [98] Martinez-Sanz J., Muriel A., Ron R., Herrera S., Ron R., Perez-Molina J., et al. Effects of Tocilizumab on Mortality in Hospitalized Patients with COVID-19: A Multicenter Cohort Study. medRxiv. 2020:2020.2006.2008.20125245. DOI: 10.1101/2020.06.08.20125245.
- [99] Rojas-Marte G., Khalid M., Mukhtar O., Hashmi A., Waheed M., Ehrlich S., et al. Outcomes in Patients with Severe COVID-19 Disease Treated with Tocilizumab - A Case- Controlled Study. QJM : monthly journal of the Association of Physicians. 2020:hcaa206. DOI: 10.1093/qjmed/hcaa206.
- [100] Kewan T., Covut F., Al-Jaghbeer M., Rose L., Gopalakrishna K. and Akbik B. Tocilizumab for treatment of patients with severe COVID-19: A retrospective cohort study. EClinicalMedicine. DOI: 10.1016/j.eclinm.2020.100418.
- [101] European network for health technology assessment (EUnetHTA). EUnetHTA Rolling Collaborative Review (RCR03) Authoring Team. Tocilizumab for the treatment of COVID-19. Diemen (The Netherlands). 2020 [cited 15/08/2020]. Available from: https://eunetha.eu/wp-content/uploads/2020/08/EUnetHTA-Covid-19_RCR03_TOCILIZUMAB.pdf.
- [102] Furlow B. COVACTA trial raises questions about tocilizumab's benefit in COVID-19. The Lancet Rheumatology. DOI: 10.1016/S2665-9913(20)30313-1.

- [103] Salvarani C. Efficacy of Early Administration of Tocilizumab in COVID-19 Patients. 2020. Available from: <https://www.aifa.gov.it/web/guest/-/covid-19-studio-randomizzato-italiano-nessun-beneficio-dal-tocilizumab>.
- [104] Cruciani F., De Crescenzo F., Vecchi S., Saule R., Mitrova Z., Amato L., et al. GRADE Table. Summary of findings table for published RCTs related to effectiveness and safety of tocilizumab compared to standard of care. 2020. Available from: http://deplazio.net/farmacocovid/twentysecondGraph_1.html.
- [105] European Medicines Agency (EMA). EPAR summary for the public: Kevzara (sarilumab). 2017. Available from: <https://www.ema.europa.eu/en/medicines/human/EPAR/kevzara>.
- [106] European network for health technology assessment (EUnetHTA). EUnetHTA Rolling Collaborative Procedure (RCR12). Authoring Team. Sarilumab for the treatment of Covid-19. Diemen (The Netherlands). 2020 [cited 15/08/2020]. Available from: https://eunetha.eu/wp-content/uploads/2020/08/EUnetHTA-Covid-19_RCR12_SARILUMAB_August2020_FINAL.pdf.
- [107] Della-Torre E., Campochiaro C., Cavalli G., De Luca G., Napolitano A., La Marca S., et al. Interleukin-6 blockade with sarilumab in severe COVID-19 pneumonia with systemic hyperinflammation: an open-label cohort study. *Annals of the Rheumatic Diseases*. 2020;annrheumdis-2020-218122. DOI: 10.1136/annrheumdis-2020-218122.
- [108] Murdoch D. and Lyseng-Williamson K. A. Spotlight on subcutaneous recombinant interferon-beta-1a (Rebif) in relapsing-remitting multiple sclerosis. *BioDrugs*. 2005;19(5):323–325. DOI: <https://doi.org/10.2165/00063030-200519050-00005>.
- [109] Institut national d'excellence en santé et en services sociaux (INESSS). COVID-19 et interférons. Québec, Qc: 2020. Available from: https://www.inesss.qc.ca/fileadmin/doc/INESSS/COVID-19/COVID-19_interferons.pdf.
- [110] The European public assessment report (EPAR). Betaferon – Product information. Available from: https://www.ema.europa.eu/documents/product-information/betaferon-epar-product-information_en.pdf.
- [111] The European public assessment report (EPAR). Extavia – Product information. Available from: https://www.ema.europa.eu/documents/product-information/extavia-epar-product-information_en.pdf.
- [112] Hung I., Lung K., Tso E., Liu R., Chung T., Chu M., et al. Triple combination of interferon beta-1b, lopinavir–ritonavir, and ribavirin in the treatment of patients admitted to hospital with COVID-19: an open-label, randomised, phase 2 trial. *The Lancet*. 2020. DOI: 10.1016/S0140-6736(20)31042-4.
- [113] Davoudi-Monfared E., Rahmani H., Khalili H., Hajiabdolbaghi M., Salehi M., Abbasian L., et al. A Randomized Clinical Trial of the Efficacy and Safety of Interferon β -1a in Treatment of Severe COVID-19. *Antimicrob Agents Chemother*. 2020;64(9). Epub 2020/07/15. DOI: 10.1128/aac.01061-20.
- [114] Huang Y., Tang S., Xu X., Zeng Y., He X., Li Y., et al. No Statistically Apparent Difference in Antiviral Effectiveness Observed Among Ribavirin Plus Interferon-Alpha, Lopinavir/Ritonavir Plus Interferon-Alpha, and Ribavirin Plus Lopinavir/Ritonavir Plus Interferon-Alpha in Patients With Mild to Moderate Coronavirus Disease 2019: Results of a Randomized, Open-Labeled Prospective Study. *Frontiers in Pharmacology*. 2020;11(1071). DOI: 10.3389/fphar.2020.01071.
- [115] Esquivel-Moynelo I., Perez-Escribano J., Duncan-Robert Y., Vazquez-Blonquist D., Bequet-Romero M., Baez-Rodriguez L., et al. Effect and safety of combination of interferon alpha-2b and gamma or interferon alpha-2b for negativization of SARS-CoV-2 viral RNA. Preliminary results of a randomized controlled clinical trial. *medRxiv*. 2020:2020.2007.2029.20164251. DOI: 10.1101/2020.07.29.20164251.
- [116] Rahmani H., Davoudi-Monfared E., Nourian A., Khalili H., Hajizadeh N., Jalalabadi N., et al. Interferon β -1b in treatment of severe COVID-19: A randomized clinical trial. *International Immunopharmacology*. 2020;88:106903. DOI: <https://doi.org/10.1016/j.intimp.2020.106903>.
- [117] Casadevall A. and Pirofski L. The convalescent sera option for containing COVID-19. *J Clin Invest*. 2020;Mar 13(pii: 138003. doi: 10.1172/JCI138003. [Epub ahead of print]).

- [118] Roback J. and Guarner J. Convalescent Plasma to Treat COVID-19 Possibilities and Challenges. *JAMA*. 2020;Mar 27(doi: 10.1001/jama.2020.4940. [Epub ahead of print]).
- [119] Chen L., Xiong J., Bao L. and Shi Y. Convalescent plasma as a potential therapy for COVID-19. *Lancet Infect Dis*. 2020;Apr; 20(4):398–400. Published online 2020 Feb 2027. doi: 2010.1016/S1473-3099(2020)30141-30149.
- [120] European Commission (EC). An EU programme of COVID-19 convalescent plasma collection and transfusion; Guidance on collection, testing, processing, storage, distribution and monitored use, Version 1.0 2020 [cited April 4]. Available from: https://ec.europa.eu/health/sites/health/files/blood_tissues_organs/docs/guidance_plasma_covid19_en.pdf.
- [121] Food and Drug Administration (FDA). Recommendations for Investigational COVID-19 Convalescent Plasma. 2020 [cited April 13]. Available from: <https://www.fda.gov/vaccines-blood-biologics/investigational-new-drug-ind-or-device-exemption-ide-process-cber/recommendations-investigational-covid-19-convalescent-plasma>.
- [122] Tanne J. Covid-19: FDA approves use of convalescent plasma to treat critically ill patients *BMJ*. 2020; Mar 26(368:m1256. doi: 10.1136/bmj.m1256.).
- [123] European Commission (EC). Coronavirus: European Commission strengthens support for treatment through convalescent plasma. 2020 [updated 31/07/2020]. Available from: https://ec.europa.eu/commission/presscorner/detail/en/ip_20_1435.
- [124] Food and Drug Administration (FDA). FDA Issues Emergency Use Authorization for Convalescent Plasma as Potential Promising COVID-19 Treatment, Another Achievement in Administration's Fight Against Pandemic. 2020 [cited 23/08/2020]. Available from: <https://www.fda.gov/news-events/press-announcements/fda-issues-emergency-use-authorization-convalescent-plasma-potential-promising-covid-19-treatment>.
- [125] National Institute of Health (NIH). COVID-19 Treatment Guidelines. 2020. Available from: <https://covid19treatmentguidelines.nih.gov/introduction/>.
- [126] Duan K., Liu B., Li C., Zhang H., Yu T., Qu J., et al. Effectiveness of convalescent plasma therapy in severe COVID-19 patients. *Proc Natl Acad Sci U S A*. 2020;Apr 6(pii: 202004168. doi: 10.1073/pnas.2004168117. [Epub ahead of print]).
- [127] Shen C., Wang Z., Zhao F., Yang Y., Li J., Yuan J., et al. Treatment of 5 Critically Ill Patients With COVID-19 With Convalescent Plasma. *JAMA*. 2020;Mar 27(doi: 10.1001/jama.2020.4783. [Epub ahead of print]).
- [128] Ye M., Fu D., Ren Y., Wang F., Wang D., Zhang F., et al. Treatment with convalescent plasma for COVID-19 patients in Wuhan, China. *Med Virol*. 2020;Apr 15(doi: 10.1002/jmv.25882. [Epub ahead of print]).
- [129] Ahn J., Sohn Y., Lee S., Cho Y., Hyun J., Baek Y., et al. Use of Convalescent Plasma Therapy in Two COVID-19 Patients with Acute Respiratory Distress Syndrome in Korea. *J Korean Med Sci*. 2020;Apr 13(35):e149. doi: 110.3346/jkms.2020.3335.e3149.
- [130] Zhang B., Liu S., Tan T., Huang W., Dong Y., Chen L., et al. Treatment With Convalescent Plasma for Critically Ill Patients With SARS-CoV-2 Infection. *Chest*. 2020; Mar 31(pii: S0012-3692(20)30571-7. doi: 10.1016/j.chest. 2020.03.039. [Epub ahead of print]).
- [131] Zeng Q., Yu Z., Gou J., Li G., Ma S., Zhang G., et al. Effect of Convalescent Plasma Therapy on Viral Shedding and Survival in COVID-19 Patients. *J Infect Dis*. 2020;Apr 29(pii: jiaa228. doi: 10.1093/infdis/jiaa228. [Epub ahead of print]).
- [132] Valk S., Piechotta V., Chai K., Doree C., Monsef I., Wood E., et al. Convalescent plasma or hyperimmune immunoglobulin for people with COVID-19: a rapid review. *Cochrane Database Syst Rev*. 2020;5:Cd013600. Epub 2020/05/15. DOI: 10.1002/14651858.Cd013600.
- [133] Liu S. T., Lin H., Baine I., Wajnberg A., Gumprecht J., Rahman F., et al. Convalescent plasma treatment of severe COVID-19: A matched control study. *medRxiv*. 2020. DOI: 10.1101/2020.05.20.20102236.

- [134] Joyner M., Bruno K., Klassen S., Kunze K., Lesser E., Wiggins C., et al. Safety Update: COVID-19 Convalescent Plasma in 20,000 Hospitalized Patients. *Mayo Clin Proc.* 2020;95.
- [135] Erkurt M., Sarici A., Berber İ., Kuku İ., Kaya E. and Özgül M. Life-saving effect of convalescent plasma treatment in covid-19 disease: Clinical trial from eastern Anatolia. *Transfusion and Apheresis Science.* 2020:102867. DOI: 10.1016/j.transci.2020.102867.
- [136] Hegerova L., Gooley T., Sweerus K., Maree C., Bailey N., Bailey M., et al. Use of Convalescent Plasma in Hospitalized Patients with Covid-19 - Case Series. *Blood.* 2020. Epub 2020/06/20. DOI: 10.1182/blood.2020006964.
- [137] Xia X., Li K., Wu L., Wang Z., Zhu M., Huang B., et al. Improved Clinical Symptoms and Mortality on Severe/Critical COVID-19 Patients Utilizing Convalescent Plasma Transfusion. *Blood.* 2020. Epub 2020/06/24. DOI: 10.1182/blood.2020007079.
- [138] Piechotta V., Chai K., Valk S., Doree C., Monsef I., Wood E., et al. Convalescent plasma or hyperimmune immunoglobulin for people with COVID-19: a living systematic review. *Cochrane Database of Systematic Reviews.* 2020(7). DOI: 10.1002/14651858.CD013600.pub2.
- [139] Li L., Zhang W., Hu Y., Tong X., Zheng S., Yang J., et al. Effect of Convalescent Plasma Therapy on Time to Clinical Improvement in Patients With Severe and Life-threatening COVID-19: A Randomized Clinical Trial. *JAMA.* 2020. DOI: 10.1001/jama.2020.10044.
- [140] Gharbharan A., Jordans C., GeurtsvanKessel C., den Hollander J., Karim F., Mollema F., et al. Convalescent Plasma for COVID-19. A randomized clinical trial. *medRxiv.* 2020:2020.2007.2001.20139857. DOI: 10.1101/2020.07.01.20139857.
- [141] European network for health technology assessment (EUnetHTA). Rolling Collaborative Review (RCR01) Authoring Team. Convalescent Plasma Treatment for the treatment of COVID-19. Diemen (The Netherlands). 2020 [cited 15/08/2020]. Available from: https://eunetha.eu/wp-content/uploads/2020/08/EUnetHTA-Covid-19_RCR01_Convalescent-Plasma-Therapy_FINAL.pdf.
- [142] Cruciani F., De Crescenzo F., Vecchi S., Saulle R., Mitrova Z., Amato L., et al. Efficacia comparativa dei trattamenti farmacologici per il trattamento delle persone affette da COVID-19. 2020. Available from: <http://deplazio.net/farmacicovid/index.html>.
- [143] Avendano-Sola C., Ramos-Martinez A., Munez-Rubio E., Ruiz-Antoran B., Malo de Molina R., Torres F., et al. Convalescent Plasma for COVID-19: A multicenter, randomized clinical trial. *medRxiv.* 2020:2020.2008.2026.20182444. DOI: 10.1101/2020.08.26.20182444.
- [144] Li L., Zhang W., Hu Y., Tong X., Zheng S., Yang J., et al. Effect of Convalescent Plasma Therapy on Time to Clinical Improvement in Patients With Severe and Life-threatening COVID-19: A Randomized Clinical Trial. *JAMA.* 2020;324:460-470. DOI: <https://dx.doi.org/10.1001/jama.2020.10044>.
- [145] Marovich M., Mascola J. and Cohen M. Monoclonal Antibodies for Prevention and Treatment of COVID-19. *JAMA.* 2020. DOI: 10.1001/jama.2020.10245.
- [146] European network for health technology assessment (EUnetHTA). Rolling Collaborative Review (RCR13) Authoring Team. Interferon beta-1a (IFN β -1a) and Novaferon (Nova) for the treatment of COVID-19. Diemen (The Netherlands): EUnetHTA. 2020. Available from: <https://www.eunetha.eu>.
- [147] European network for health technology assessment (EUnetHTA). Rolling Collaborative Review (RCR06) Authoring Team. Solnatide for the treatment of COVID-19. Diemen (The Netherlands). 2020 [cited 15/08/2020]. Available from: https://eunetha.eu/wp-content/uploads/2020/08/EUnetHTA-Covid-19_RCR06_SOLNATIDE_August2020_FINAL.pdf.
- [148] Wang X., Cao R., Zhang H., Liu J., Xu M., Hu H., et al. The anti-influenza virus drug, arbidol is an efficient inhibitor of SARS-CoV-2 in vitro. *Cell Discovery.* 2020;6(1):28. DOI: 10.1038/s41421-020-0169-8.
- [149] Zhu Z., Lu Z., Xu T., Chen C., Yang G., Zha T., et al. Arbidol monotherapy is superior to lopinavir/ritonavir in treating COVID-19. *The Journal of infection.* 2020;81(1):e21-e23. Epub 2020/04/10. DOI: 10.1016/j.jinf.2020.03.060.

- [150] Chrousos G. Adrenocorticosteroids and Adrenocortical Antagonist. In: B. Katzung, S. Masters and A. Trevor, editors. *Basic and Clinical Pharmacology*. 12 ed. New York: McGrawHill; 2012. p. 697-713.
- [151] Coutinho A. and Chapman K. The anti-inflammatory and immunosuppressive effects of glucocorticoids, recent developments and mechanistic insights. *Molecular and cellular endocrinology*. 2011;335(1):2-13. Epub 2010/04/14. DOI: 10.1016/j.mce.2010.04.005.
- [152] van der Goes M., Jacobs J. and Bijlsma J. The value of glucocorticoid co-therapy in different rheumatic diseases--positive and adverse effects. *Arthritis research & therapy*. 2014;16 Suppl 2(Suppl 2):S2-S2. DOI: 10.1186/ar4686.
- [153] Solinas C., Perra L., Aiello M., Migliori E. and Petrosillo N. A critical evaluation of glucocorticoids in the management of severe COVID-19. *Cytokine & growth factor reviews*. 2020:S1359-6101(1320)30161-30161. DOI: 10.1016/j.cytogfr.2020.06.012.
- [154] Canadian Agency for Drugs and Technologies in Health (CADTH). Dexamethasone in the Treatment of Hospitalized Patients With COVID-19: A Critical Appraisal of the RECOVERY Trial. 2020. Available from: <https://cadth.ca/sites/default/files/covid-19/ha0005-dexamethasone-fca-of-recovery.pdf>.
- [155] European Medicines Agency (EMA). EMA starts review of dexamethasone for treating adults with COVID-19 requiring respiratory support. 2020 [updated 24/07/2020]. Available from: <https://www.ema.europa.eu/en/news/ema-starts-review-dexamethasone-treating-adults-covid-19-requiring-respiratory-support>.
- [156] European Medicines Agency (EMA). Treatments and vaccine for COVID-19. Dexamethasone. 2020 [cited 04/09/2020]. Available from: <https://www.ema.europa.eu/en/human-regulatory/overview/public-health-threats/coronavirus-disease-covid-19/treatments-vaccines-covid-19#dexamethasone--section>.
- [157] Government UK. World first coronavirus treatment approved for NHS use by government. [cited 16/06/2020]. Available from: <https://www.gov.uk/government/news/world-first-coronavirus-treatment-approved-for-nhs-use-by-government>.
- [158] Singh A., Majumdar S., Singh R. and Misra A. Role of corticosteroid in the management of COVID-19: A systemic review and a Clinician's perspective. *Diabetes & metabolic syndrome*. 2020;14(5):971-978. DOI: 10.1016/j.dsx.2020.06.054.
- [159] Yang Z., Liu J., Zhou Y., Zhao X., Zhao Q. and Liu J. The effect of corticosteroid treatment on patients with coronavirus infection: a systematic review and meta-analysis. *J Infect*. 2020;81(1):e13-e20. Epub 2020/04/14. DOI: 10.1016/j.jinf.2020.03.062.
- [160] Selvaraj V., Dapaah-Afryie K., Finn A. and Flanigan T. Short-Term Dexamethasone in Sars-CoV-2 Patients. *R I Med J* (2013). 2020;103(6):39-43. Epub 2020/06/24.
- [161] Fadel R., Morrison A., Vahia A., Smith Z., Chaudhry Z., Bhargava P., et al. Early Short Course Corticosteroids in Hospitalized Patients with COVID-19. *Clin Infect Dis*. 2020. Epub 2020/05/20. DOI: 10.1093/cid/ciaa601.
- [162] So C., Ro S., Murakami M., Imai R. and Jinta T. High-dose, short-term corticosteroids for ARDS caused by COVID-19: a case series. *Respirol Case Rep*. 2020;8(6):e00596. Epub 2020/06/10. DOI: 10.1002/rcr2.596.
- [163] Yuan M., Xu X., Xia D., Tao Z., Yin W., Tan W., et al. Effects of Corticosteroid Treatment for Non-Severe COVID-19 Pneumonia: A Propensity Score-Based Analysis. *Shock*. 2020. Epub 2020/06/05. DOI: 10.1097/shk.0000000000001574.
- [164] Fernández Cruz A., Ruiz-Antorán B., Muñoz Gómez A., Sancho López A., Mills Sánchez P., Centeno Soto G., et al. IMPACT OF GLUCOCORTICOID TREATMENT IN SARS-COV-2 INFECTION MORTALITY: A RETROSPECTIVE CONTROLLED COHORT STUDY. *Antimicrobial Agents and Chemotherapy*. 2020:AAC.01168-01120. DOI: 10.1128/aac.01168-20.
- [165] Salton F., Confalonieri P., Santus P., Harari S., Scala R., Lanini S., et al. Prolonged low-dose methylprednisolone in patients with severe COVID-19 pneumonia. *medRxiv*. 2020:2020.2006.2017.20134031. DOI: 10.1101/2020.06.17.20134031.

- [166] Wu J., Huang J., Zhu G., Liu Y., Xiao H., Zhou Q., et al. Systemic corticosteroids show no benefit in severe and critical COVID-19 patients in Wuhan, China: A retrospective cohort study. medRxiv. 2020:2020.2005.2011.20097709. DOI: 10.1101/2020.05.11.20097709.
- [167] Bani-Sadr F., Hentzien M., Pascard M., N'Guyen Y., Servettaz A., Andreoletti L., et al. Corticosteroid therapy for patients with COVID-19 pneumonia: a before-after study. International Journal of Antimicrobial Agents. 2020;56(2):106077-106077. Epub 2020/07/04. DOI: 10.1016/j.ijantimicag.2020.106077.
- [168] Salton F., Confalonieri P., Santus P., Harari S., Scala R., Lanini S., et al. Prolonged low-dose methylprednisolone in patients with severe COVID-19 pneumonia. medRxiv. 2020:2020.2006.2017.20134031. DOI: 10.1101/2020.06.17.20134031.
- [169] Bani-Sadr F., Hentzien M., Pascard M., N'Guyen Y., Servettaz A., Andreoletti L., et al. Corticosteroid therapy for patients with COVID-19 pneumonia: a before-after study. Int J Antimicrob Agents. 2020;56(2):106077. Epub 2020/07/08. DOI: 10.1016/j.ijantimicag.2020.106077.
- [170] Sterne J., Murthy S., Diaz J., Slutsky A., Villar J., Angus D., et al. Association Between Administration of Systemic Corticosteroids and Mortality Among Critically Ill Patients With COVID-19: A Meta-analysis. JAMA. 2020. Epub 2020/09/03. DOI: 10.1001/jama.2020.17023.
- [171] Tomazini B., Maia I., Cavalcanti A., Berwanger O., Rosa R., Veiga V., et al. Effect of Dexamethasone on Days Alive and Ventilator-Free in Patients With Moderate or Severe Acute Respiratory Distress Syndrome and COVID-19: The CoDEX Randomized Clinical Trial. JAMA. 2020. DOI: 10.1001/jama.2020.17021.
- [172] European network for health technology assessment (EUnetHTA). Rolling Collaborative Review (RCR08) Authoring Team. Dexamethasone for the treatment of COVID-19. Diemen (The Netherlands). 2020 [cited 15/08/2020]. Available from: https://eunetha.eu/wp-content/uploads/2020/08/EUnetHTA-Covid-19_RCR08_DEXAMETHASONE_August2020_FINAL.docx.pdf.
- [173] The RECOVERY Collaborative Group. Dexamethasone in Hospitalized Patients with Covid-19 — Preliminary Report. New England Journal of Medicine. 2020. DOI: 10.1056/NEJMoa2021436.
- [174] Dequin P., Heming N., Meziani F., Plantefève G., Voiriot G., Badié J., et al. Effect of Hydrocortisone on 21-Day Mortality or Respiratory Support Among Critically Ill Patients With COVID-19: A Randomized Clinical Trial. JAMA. 2020. Epub 2020/09/03. DOI: 10.1001/jama.2020.16761.
- [175] Angus D., Derde L., Al-Beidh F., Annane D., Arabi Y., Beane A., et al. Effect of Hydrocortisone on Mortality and Organ Support in Patients With Severe COVID-19: The REMAP-CAP COVID-19 Corticosteroid Domain Randomized Clinical Trial. JAMA. 2020. Epub 2020/09/03. DOI: 10.1001/jama.2020.17022.
- [176] Jeronimo C., Farias M., Val F., Sampaio V., Alexandre M., Melo G., et al. Methylprednisolone as Adjunctive Therapy for Patients Hospitalized With COVID-19 (Metcovid): A Randomised, Double-Blind, Phase IIb, Placebo-Controlled Trial. Clin Infect Dis. 2020. Epub 2020/08/14. DOI: 10.1093/cid/ciaa1177.
- [177] Corral L., Bahamonde A., Arnaiz delas Revillas F., Gomez-Barquero J., Abadia-Otero J., Garcia-Ibarbia C., et al. GLUCOCOVID: A controlled trial of methylprednisolone in adults hospitalized with COVID-19 pneumonia. medRxiv. 2020:2020.2006.2017.20133579. DOI: 10.1101/2020.06.17.20133579.
- [178] Prescott H. and Rice T. Corticosteroids in COVID-19 ARDS: Evidence and Hope During the Pandemic. JAMA. 2020. Epub 2020/09/03. DOI: 10.1001/jama.2020.16747.
- [179] Cruciani F., De Crescenzo F., Vecchi S., Saulle R., Mitrova Z., Amato L., et al. GRADE Table. Dexamethasone vs Standard Treatment for COVID-19. . Available from: <http://deplazio.net/farmacocovid/files/tabelle-grade/Dexamethasone-vs-Standard-Treatment-for-COVID-19.pdf>.
- [180] Cruciani F., De Crescenzo F., Vecchi S., Saulle R., Mitrova Z., Amato L., et al. Dexamethasone vs Standard Treatment for COVID-19. 2020. Available from:

- <http://deplazio.net/farmacico/vid/files/tabelle-grade/Dexamethasone-vs-Standard-Treatment-for-COVID-19.pdf>.
- [181] Hoffmann M., Hofmann-Winkler H., Smith J., Krüger N., Sørensen L., Søgaard O., et al. Camostat mesylate inhibits SARS-CoV-2 activation by TMPRSS2-related proteases and its metabolite GBPA exerts antiviral activity. *bioRxiv*. 2020. Epub 2020/08/15. DOI: 10.1101/2020.08.05.237651.
- [182] The European public assessment report (EPAR). Kineret - Product Information. [updated 24/06/2020]. Available from: https://www.ema.europa.eu/en/documents/product-information/kineret-epar-product-information_en.pdf.
- [183] European network for health technology assessment (EUnetHTA). Rolling Collaborative Review (RCR07) Authoring Team. Anakinra for the treatment of COVID-19. Diemen (The Netherlands): EUnetHTA. 2020 [cited 15/08/2020]. Available from: https://eunetha.eu/wp-content/uploads/2020/08/EUnetHTA-Covid-19_RCR07_ANAKINRA_August2020_FINAL.pdf.
- [184] Aouba A., Baldolli A., Geffray L., Verdon R., Bergot E., Martin-Silva N., et al. Targeting the inflammatory cascade with anakinra in moderate to severe COVID-19 pneumonia: case series. *Ann Rheum Dis*. 2020. Epub 2020/05/08. DOI: 10.1136/annrheumdis-2020-217706.
- [185] Pontali E., Volpi S., Antonucci G., Castellaneta M., Buzzi D., Tricerri F., et al. Safety and efficacy of early high-dose IV anakinra in severe COVID-19 lung disease. *The Journal of allergy and clinical immunology*. 2020;146(1):213-215. Epub 2020/05/11. DOI: 10.1016/j.jaci.2020.05.002.
- [186] Navarro-Millán I., Sattui S., Lakhapal A., Zisa D., Siegel C. and Crow M. Use of Anakinra to Prevent Mechanical Ventilation in Severe COVID-19: A Case Series. *Arthritis Rheumatol*. 2020. Epub 2020/07/01. DOI: 10.1002/art.41422.
- [187] Cavalli G., De Luca G., Campochiaro C., Della-Torre E., Ripa M., Canetti D., et al. Interleukin-1 blockade with high-dose anakinra in patients with COVID-19, acute respiratory distress syndrome, and hyperinflammation: a retrospective cohort study. *The Lancet Rheumatology*. 2020;2(6):e325-e331. DOI: 10.1016/S2665-9913(20)30127-2.
- [188] Huet T., Beaussier H., Voisin O., Jouveshomme S., Dauriat G., Lazareth I., et al. Anakinra for severe forms of COVID-19: a cohort study. *The Lancet Rheumatology*. 2020;2(7):e393-e400. DOI: 10.1016/S2665-9913(20)30164-8.
- [189] Borazan N. and Furst D. Nonsteroidal Anti-Inflammatory Drugs, Disease-Modifying Antirheumatic Drugs, Nonopioid Analgesics, & Drugs Used in Gout. In: B. Katzung, S. Masters and A. Trevor, editors. *Basic and Clinical Pharmacology*. New York: McGrawHill; 2012. p. 635-657.
- [190] Food and Drug Administration (FDA). FDA Medication Guides. Colcrys (colchicine). May 2020. . 2020. Available from: https://www.accessdata.fda.gov/drugsatfda_docs/label/2020/022352s026lbl.pdf#page=25.
- [191] Devereux S., Giannopoulos G., Vrachatis D., Siasos G., Giotaki S., Gargalianos P., et al. Effect of Colchicine vs Standard Care on Cardiac and Inflammatory Biomarkers and Clinical Outcomes in Patients Hospitalized With Coronavirus Disease 2019: The GRECCO-19 Randomized Clinical Trial. *JAMA Network Open*. 2020;3(6):e2013136-e2013136. DOI: 10.1001/jamanetworkopen.2020.13136.
- [192] Shrimp J. H., Kales S. C., Sanderson P. E., Simeonov A., Shen M. and Hall M. D. An Enzymatic TMPRSS2 Assay for Assessment of Clinical Candidates and Discovery of Inhibitors as Potential Treatment of COVID-19. *bioRxiv*. 2020. Epub 2020/07/01. DOI: 10.1101/2020.06.23.167544.
- [193] Hoffmann M., Hofmann-Winkler H., Smith J. C., Kruger N., Sorensen L. K., Sogaard O. S., et al. Camostat mesylate inhibits SARS-CoV-2 activation by TMPRSS2-related proteases and its metabolite GBPA exerts antiviral activity. *bioRxiv*. 2020. Epub 2020/08/15. DOI: 10.1101/2020.08.05.237651.
- [194] Shrimp J., Kales S., Sanderson P., Simeonov A., Shen M. and Hall M. An Enzymatic TMPRSS2 Assay for Assessment of Clinical Candidates and Discovery of Inhibitors as Potential Treatment of COVID-19. *bioRxiv*. 2020. Epub 2020/07/01. DOI: 10.1101/2020.06.23.167544.
- [195] European network for health technology assessment (EUnetHTA). Rolling Collaborative Review (RCR05). Authoring Team. Nafamostat for the treatment of Covid-19. Diemen (The Netherlands):

- EUnetHTA. 2020 [cited 14/09/2020]. Available from: https://eunethta.eu/wp-content/uploads/2020/08/EUnetHTA-Covid-19_RCR05_Nafamostat-FINAL.pdf.
- [196] Hempel T., Raich L., Olsson S., Azouz N., Klingler A., Rothenberg M., et al. Molecular mechanism of SARS-CoV-2 cell entry inhibition via TMPRSS2 by Camostat and Nafamostat mesylate. *bioRxiv*. 2020:2020.2007.2021.214098. DOI: 10.1101/2020.07.21.214098.
- [197] Hoffmann M., Kleine-Weber H., Schroeder S., Krüger N., Herrler T., Erichsen S., et al. SARS-CoV-2 Cell Entry Depends on ACE2 and TMPRSS2 and Is Blocked by a Clinically Proven Protease Inhibitor. *Cell*. 2020;181(2):271-280.e278. Epub 2020/03/07. DOI: 10.1016/j.cell.2020.02.052.
- [198] Hoffmann M., Schroeder S., Kleine-Weber H., Müller M., Drosten C. and Pöhlmann S. Nafamostat Mesylate Blocks Activation of SARS-CoV-2: New Treatment Option for COVID-19. *Antimicrob Agents Chemother*. 2020;64(6). Epub 2020/04/22. DOI: 10.1128/aac.00754-20.
- [199] Ko M., Jeon S., Ryu W. and Kim S. Comparative analysis of antiviral efficacy of FDA-approved drugs against SARS-CoV-2 in human lung cells. *J Med Virol*. 2020. Epub 2020/08/09. DOI: 10.1002/jmv.26397.
- [200] Sun Pharma. Sun Pharma to trial Nafamostat for Covid-19 treatment. 2020 [cited 09/07/2020]. Available from: <https://www.clinicaltrialsarena.com/news/sun-pharma-nafamostat-trial>.
- [201] Daiichi Sankyo. Research agreement on the development of inhaled nafamostat for covid-19 by Tokyo University, RIKEN, Nikken, and Daiichi Sankyo. 2020 [cited 08/06/2020]. Available from: <https://www.daiichisankyo.co.jp/news/detail/007147.html>.
- [202] Pharmazeutische Zeitung. Nafamostat im Check. Spray gegen das Coronavirus wird erforscht. 2020 [cited 07/09/2020]. Available from: <https://www.pharmazeutische-zeitung.de/spray-gegen-das-coronavirus-wird-erforscht-119222/>.
- [203] Kinevant Sciences. Gimsilumab. 2020 [updated 17 /04/2020]. Available from: <https://adisinsight.springer.com/drugs/800056937>
- [204] Food and Drug Administration (FDA). Drug Registration and Listing System (DRLS and eDRLS). 2020. Available from: <https://www.fda.gov/drugs/guidance-compliance-regulatory-information/drug-registration-and-listing-system-drls-and-edrls>.
- [205] European network for health technology assessment (EUnetHTA). Rolling Collaborative Review (RCR14) Authoring Team. Gimsilumab for the treatment of COVID-19. Diemen (The Netherlands): EUnetHTA; 2020. Available from: https://eunethta.eu/wp-content/uploads/2020/08/EUnetHTA-Covid-19_RCR15_Canakinumab_August2020_FINAL.pdf.
- [206] A Study to Assess the Efficacy and Safety of Gimsilumab in Subjects With Lung Injury or Acute Respiratory Distress Syndrome Secondary to COVID-19 (BREATHE). 2020. Available from: <https://clinicaltrials.gov/ct2/show/NCT04351243?term=gimsilumab&draw=2&rank=1>.
- [207] European Medicines Agency (EMA). Ilaris. Summary of Product Characteristics. 2020. Available from: https://www.ema.europa.eu/en/documents/product-information/ilaris-epar-product-information_en.pdf.
- [208] European Commission (EC). Union Register of medicinal products for human use. 2020. Available from: <https://ec.europa.eu/health/documents/community-register/html/h564.htm>.
- [209] European network for health technology assessment (EUnetHTA). Rolling Collaborative Procedure (RCR15). Authoring Team. Canakinumab for the treatment of Covid-19. Diemen (The Netherlands): EUnetHTA. 2020. Available from: https://eunethta.eu/wp-content/uploads/2020/08/EUnetHTA-Covid-19_RCR15_Canakinumab_August2020_FINAL.pdf.
- [210] Study of Efficacy and Safety of Canakinumab Treatment for CRS in Participants With COVID-19-induced Pneumonia (CAN-COVID). 2020. Available from: <https://clinicaltrials.gov/ct2/show/NCT04362813?term=canakinumab&draw=2&rank=4>.
- [211] Canakinumab in Covid-19 Cardiac Injury (The Three C Study). 2020. Available from: <https://clinicaltrials.gov/ct2/show/NCT04365153?term=canakinumab&draw=4>.



HTA Austria
Austrian Institute for
Health Technology Assessment
GmbH